



FEATURES

Small size - High voltage – High Capacitance

APPLICATIONS

UPS – DC link – AC/DC motor controls – Power inverters

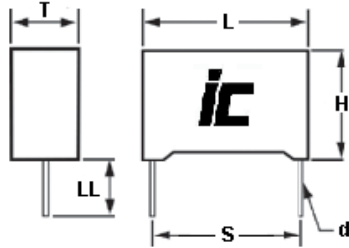
Operating Temperature Range		-40°C to +100°C Above +85°C applied voltage must be de-rated by 1.5%/°C								
Capacitance Tolerance		±10% at 1 kHz, 25°C ±5% optional								
Surge Voltage	VDC	Code	A35	A40	A45	A50	A55	A60	A70	
		85°C	575	700	800	900	1000	1100	1275	
		70°C	630	770	880	1000	1100	1200	1400	
	Repetitive SVDC	85°C	660	805	920	1035	1150	1265	1465	
		70°C	720	885	1010	1150	1265	1380	1610	
	Non-repetitive SVDC	85°C	750	910	1040	1170	1300	1430	1655	
70°C		815	1000	1140	1300	1430	1560	1820		
Repetitive SVDC: Maximum repetitive voltage for 1 hour Max/Day										
AC Voltage	Code		A35	A40	A45	A50	A55	A60	A70	
	VDC		575	700	800	900	1000	1100	1275	
	VAC	85°C	240	285	315	350	400	420	440	
		70°C	250	300	330	370	420	440	460	
Dissipation Factor (MAX) Tan δ (%) at 1 kHz and 25°C			C ≤ 4μF	4μF < C ≤ 12μF	12μF < C ≤ 20μF	20μF < C ≤ 40μF	40μF < C ≤ 75μF	C > 75μF		
			.06	.08	.11	.14	.17	.2		
ESR (mΩ)			Lead spacing (mm)		Frequency range		ESR Value			
			27.5		10kHz - 60kHz		See standard part listing			
			37.5		10kHz - 45 kHz		See standard part listing			
			52.5		10kHz - 30 kHz		See standard part listing			
RMS Current			No RMS current is to be applied at temperatures > +95°C							
Ripple Current			See standard part listing, No ripple current is to be applied when the ambient temperature is ≥ +95°C							
Insulation Resistance			3000 MΩxμF (10000 MΩxμF typical) "Not to exceed 3GΩ" After 1 minute of 100VDC applied between the terminals at 25°C							
Self Inductance			<1 nano-Henry per mm of lead spacing and lead length							
Long Term Stability			Capacitance variation <1% MAX after 2 years							
Dielectric Strength			Terminal to Terminal				Terminal to case			
			150% of VDC or 150% of VAC applied for 10 Seconds and 25°C				3KVAC at 50/60 Hz applied between the terminals and case for 60 Seconds and 25°C			



Life Expectancy	≥ 60000 with VAC, ≥ 200000 With WVDC applied at $+70^{\circ}\text{C}$ ≥ 30000 with VAC, ≥ 100000 With WVDC applied at $+85^{\circ}\text{C}$ ≥ 10000 with $0.8 \times \text{VAC}$, ≥ 30000 With $0.8 \times \text{WVDC}$ applied at $+100^{\circ}\text{C}$		
Failure Quota	300/billion component hours		
Damp Heat Test	Test Condition	Performance requirements	
	Temperature= $+40^{\circ}\text{C} \pm 2^{\circ}\text{C}$	Max Capacitance change	$\leq \pm 3\%$ of initially measured valued
	Relative Humidity= $93 \pm 2\%$	DF Change	$\leq 200\%$ of initially specified valued
	Test length= 56 days	Insulation resistance	$\geq 50\%$ of minimum specified value
Resistance to soldering Heat Solder bath temperature: $+260^{\circ}\text{C} \pm 5^{\circ}\text{C}$ Exposure time: 10 seconds ± 1 second	Max Capacitance change	$\leq 1\%$ of initially measured value	
	DF Change	$\leq .1\%$ at 1kHz	
	Insulation resistance	$\geq 50\%$ of minimum specified value	
Construction	Metallized Polypropylene film		
Electrodes	Vacuum deposited Metal layers		
Coating	Flame retardant Solvent resistant plastic case with epoxy end fill		
Lead Terminations	Lead free tinned copper leads		

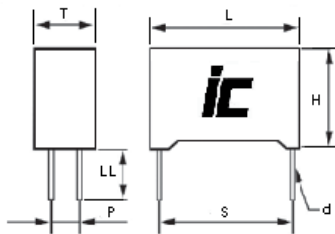


Lead styles



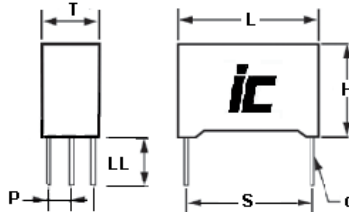
2 leads

Length (L)	32	41.5	42.5	57.5
Lead spacing (S)	27.5	37.5	37.5	52.5
Lead Length (LL)	5mm +/-1 mm			



4 leads

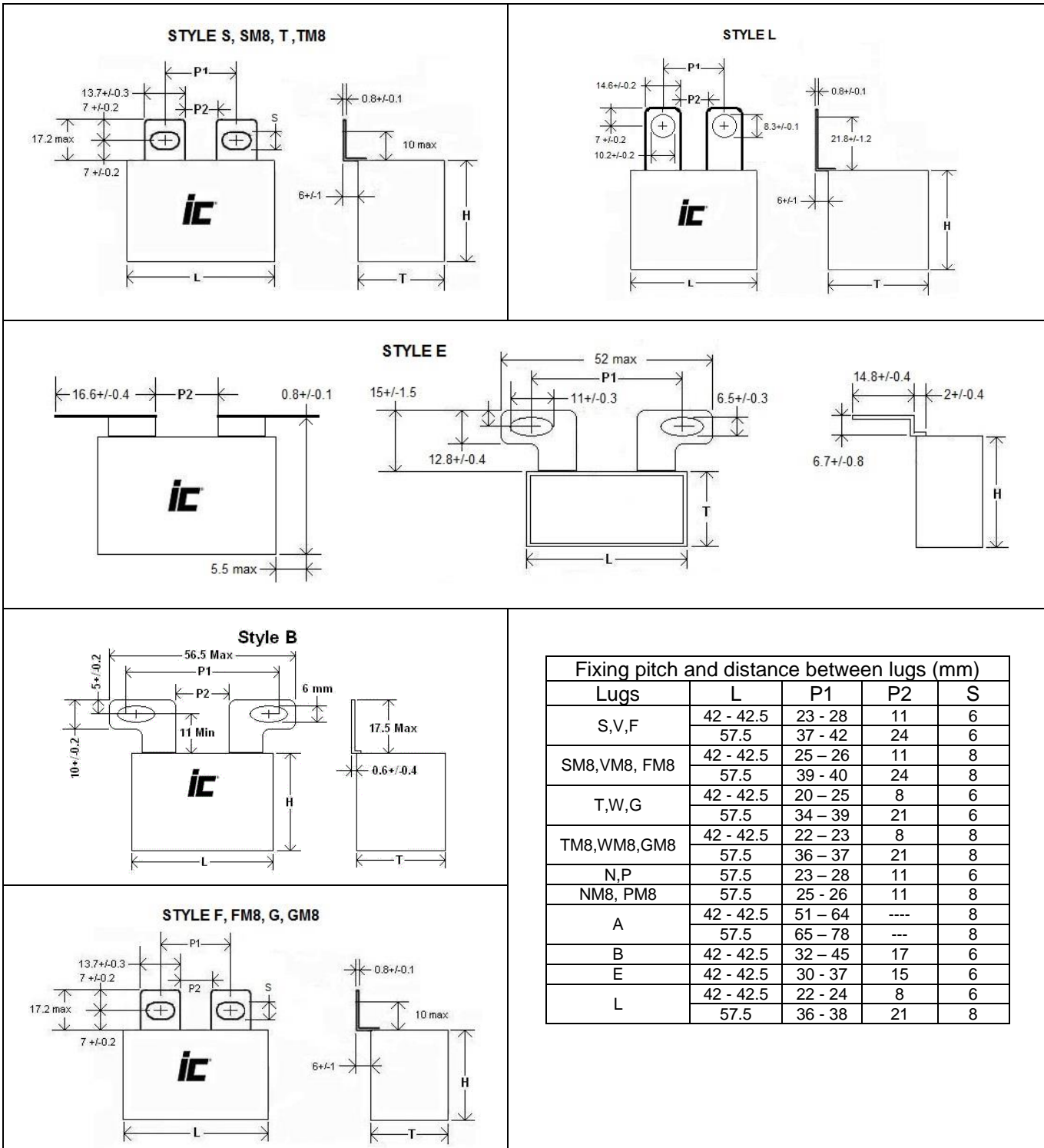
Length (L)	32	41.5	42.5	57.5
Lead spacing (S)	27.5	37.5	37.5	52.5
Lead Spacing (P)	See part listing			
Lead Length (LL)	5mm +/-1 mm			



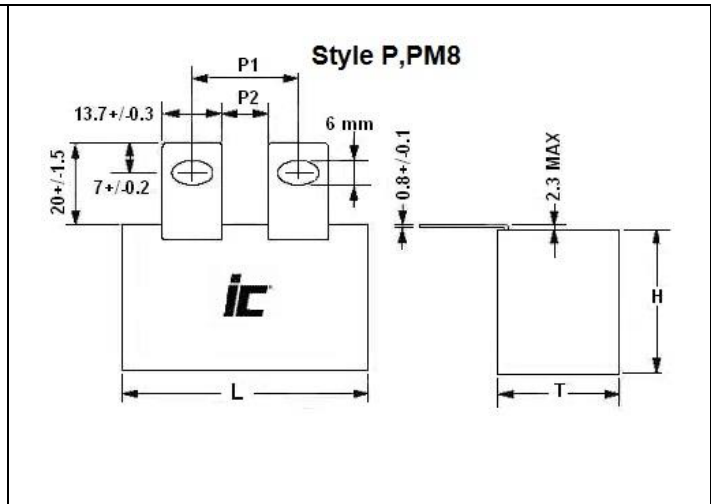
6 leads

Length (L)	32	41.5	42.5	57.5
Lead spacing (S)	27.5	37.5	37.5	52.5
Lead Spacing (P)	See part listing			
Lead Length (LL)	5mm +/-1 mm			

Dimensions in mm



Dimensions in mm



Dimensions in mm

MHBS

2,4,6, lug lead radial box

Capacitance (µF)	WVDC	IC PART NUMBER	dv/dt (V/µsec)	Maximum RMS Ripple Current (A) 100 kHz, +70°C			Typical ESR (mΩ) **, +25°C	Dimensions LxHxT (mm)	S (MM)	d (MM)	P (MM)	# Leads
				+15°C	+10°C	+5°C						
0.68	1275	684MHBS70K2H	61	4	3	2.5	23	32x20x11	27.5	0.8		2
1	1275	105MHBS70K2H	61	5	4	3	17.8	32x22x13	27.5	1		2
1.2	1100	125MHBS60K2H	50	4.5	3.5	2.5	18	32x20x11	27.5	0.8		2
1.5	1000	155MHBS55K2H	47	4.5	3.5	2.5	17.8	32x20x11	27.5	0.8		2
1.5	1100	155MHBS60K2H	50	5	4	3	15.5	32x22x13	27.5	1		2
1.5	1275	155MHBS70K2H	61	6	4.5	3.5	14	32x24.5x15	27.5	1		2
2	1000	205MHBS55K2H	47	5.5	4	3	14.5	32x22x13	27.5	1		2
2	1100	205MHBS60K2H	50	6	5	3.5	12.9	32x24.5x15	27.5	1		2
2	1275	205MHBS70K2H	61	8	6.5	4.5	11.5	32x33x18	27.5	1.2		2
2.2	800	225MHBS45K2H	36	4.5	4	3	15.3	32x20x11	27.5	0.8		2
2.2	900	225MHBS50K2H	41.5	5	4	3	14.7	32x22x13	27.5	1		2
2.2	1100	225MHBS60K2H	50	6	5	3.5	12.2	32x24.5x15	27.5	1		2
2.2	1275	225MHBS70K2H	61	8.5	6.5	4.5	10.8	32x33x18	27.5	1.2		2
2.2	1275	225MHBS70K2J	41	6.5	5	4	12.5	42.5x25x14	37.5	1.2		2
2.5	700	255MHBS40K2H	31	4.5	4	3	15.8	32x20x11	27.5	0.8		2
2.5	700	255MHBS40K2H	31	4.5	3.5	3	15.8	32x20x11	27.5	0.8		2
2.5	900	255MHBS50K2H	41.5	5.5	4.5	3	13.5	32x22x13	27.5	1		2
2.5	1000	255MHBS55K2H	47	6	5	3.5	12.8	32x24.5x15	27.5	1		2
2.5	1000	255MHBS55K2H	47	6	5	3.5	12.8	32x28x15	27.5	1.2		2
2.5	1100	255MHBS60K2H	50	7	5.5	4	10.8	32x28x14	27.5	1.2		2
2.5	1275	255MHBS70K2H	61	9	7	5	9.7	32x33x18	27.5	1.2		2
3	800	305MHBS45K2H	36	5.5	4.5	3.5	12.4	32x22x13	27.5	1		2
3	900	305MHBS50K2H	41.5	6.5	5	3.5	11.9	32x24.5x15	27.5	1		2
3	1000	305MHBS55K2H	47	7.5	6	4	11	32x28x14	27.5	1.2		2
3	1100	305MHBS60K2J	34	6.5	5	4	11.8	42x25x14	37.5	1.2		2
3	1275	305MHBS70K2H	61	9.5	7.5	5.5	8.6	32x33x18	27.5	1.2		2
3	1275	305MHBS70K2J	41	8	6.5	5	10.1	42.5x28x17	37.5	1.2		2
3	1275	305MHBS70KJ##	41	9.5	7.5	5.5	9.3	42.5x28x17				lugs
3.3	575	335MHBS35K2H	27	4.5	3.5	2.5	15	32x20x11	27.5	0.8		2
3.3	700	335MHBS40K2H	31	5.5	4.5	3.5	13.3	32x22x13	27.5	1		2
3.3	900	335MHBS50K2H	41.5	7	5.5	4	11	32x28x14	27.5	1.2		2
3.3	1100	335MHBS60K2H	50	9	7	5	9.2	32x33x18	27.5	1.2		2
3.3	1275	335MHBS70K2H	61	11	8.5	6.5	8.1	32x37x22	27.5	1.2		2
3.3	1275	335MHBS70K2J	41	9	7.5	5.5	9.6	42.5x30x22	37.5	1.2		2
3.3	1275	335MHBS70KJ##	41	10.5	8.5	6	8.8	42.5x30x22				lugs
3.3	1275	335MHBS70K4H	61	12	9	6.5	7.5	32x37x22	27.5	1.2	10.2	4
4	800	405MHBS45K2H	36	6.5	5.5	4	10.8	32x24.5x15	27.5	1		2
4	1000	405MHBS55K2J	31	7	5.5	4	11	42.5x25x14	37.5	1.2		2
4	1100	405MHBS60KJ##	34	9.5	7.5	5.5	9.1	42.5x28x17				lugs
4	1100	405MHBS60K2H	50	9.5	7.5	5.5	8.1	32x33x18	27.5	1.2		2
4	1100	405MHBS60K2J	34	8.5	6.5	4.5	9.9	42.5x28x17	37.5	1.2		2
4	1100	405MHBS60K4H	50	10.5	8.5	6	7.5	32x33x18	27.5	1.2	5.1	4
4	1275	405MHBS70K4H	61	13.5	10.5	7.5	6.5	32x37x22	27.5	1.2	10.2	4
4	1275	405MHBS70K2H	61	12	9.5	7	7.1	32x37x22	27.5	1.2		2
4	1275	405MHBS70KJ##	41	11.5	9	6.5	7.9	42.5x30x22				lugs
4	1275	405MHBS70K2J	41	10	8	6	8.7	42.5x30x22	37.5	1.2		2
4.7	575	475MHBS35K2H	27	5.5	4.5	3.5	11.6	32x22x13	27.5	1		2
4.7	700	475MHBS40K2H	31	6.5	5.5	4	10.5	32x24.5x15	27.5	1		2
4.7	900	475MHBS50K2J	28	7	5.5	4	10.6	42.5x25x14	27.5	1.2		2
4.7	1000	475MHBS55K2H	47	9.5	7.5	5.5	8.3	32x33x18	27.5	1.2		2
4.7	1000	475MHBS55K2J	31	8.5	6.5	4.5	9.6	42.5x28x17	37.5	1.2		2
4.7	1000	475MHBS55K4H	47	10.5	8.5	6	7.7	32x33x18	27.5	1.2	10.2	4
4.7	1000	475MHBS55K2J	31	8.5	6.5	4.5	9.6	42.5x28x17	37.5	1.2		2
4.7	1000	475MHBS55KJ##	31	9.5	7.5	5.5	8.7	42.5x28x17				lugs
4.7	1100	475MHBS60KJ##	34	11.5	8.5	6.5	7.5	42.5x30x22				lugs
4.7	1100	475MHBS60K2H	50	11.5	9	7	7.4	32x37x22	27.5	1.2		2
4.7	1100	475MHBS60K2J	34	10	7.5	5.5	8.3	42.5x30x22	37.5	1.2		2
4.7	1100	475MHBS60K4H	50	12.5	10	7.5	6.8	32x37x22	27.5	1.2	10.2	4

MHBS

2,4,6, lug lead radial box

Capacitance (µF)	WVDC	IC PART NUMBER	dv/dt (V/µsec)	Maximum RMS Ripple Current (A) 100 kHz, +70°C			Typical ESR (mΩ) **, +25°C	Dimensions LxHxT (mm)	S (MM)	d (MM)	P (MM)	# Leads
				+15°C	+10°C	+5°C						
4.7	1275	475MHBS70K4J	41	11.5	9	6.5	7.3	42.5x33.5x22	37.5	1.2	5.1	4
4.7	1275	475MHBS70K2J	41	10.5	8.5	6	7.9	42.5x33.5x22	37.5	1.2		2
4.7	1275	475MHBS70KJ##	41	12.5	10	7.5	7.1	42.5x33.5x22				lugs
5	575	505MHBS35K2H	27	6	4.5	3.5	11	32x22x13	27.5	1		2
5	700	505MHBS40K2H	31	7	5.5	4	9.7	32x24.5x15	27.5	1.2		2
5	800	505MHBS45K2J	24	7.5	6	4	10.3	42.5x25x14	37.5	1.2		2
5	800	505MHBS45K2H	36	7.5	6	4	10.5	32x28x14	27.5	1.2		2
5	1000	505MHBS55KJ##	31	10.5	8.5	6	8.5	42.5x28x17				lugs
5	1000	505MHBS55K2H	47	10	7.5	5.5	8	32x33x18	27.5	1.2		2
5	1000	505MHBS55K2J	31	9.5	7.5	5.5	9.3	42.5x28x17	37.5	1.2		2
5	1000	505MHBS55K4H	47	11	9	6.5	7.4	32x33x18	27.5	1.2	10.2	4
5	1100	505MHBS60K4H	50	13	10.5	7.5	6.6	32x37x22	27.5	1.2	10.2	4
5	1100	505MHBS60KJ##	34	12	9	6.5	7.3	42.5x30x22				lugs
5	1100	505MHBS60K2J	34	10.5	8	5.5	8.1	42.5x30x22	37.5	1.2		2
5	1100	505MHBS60K2H	50	12	9.5	7	7.2	32x37x22	27.5	1.2		2
5	1275	505MHBS70K2H	41	10.5	8.5	6.5	7.7	42.5x33.5x22	37.5	1.2		2
5	1275	505MHBS70KJ##	41	12.5	10	7.5	6.9	42.5x33.5x22				lugs
5	1275	505MHBS70K4J	41	11.5	9	6.5	7.1	42.5x33.5x22	37.5	1.2	5.1	4
6	900	605MHBS50K2J	42.5	9	7	5	9.2	42.5x18x17	37.5	1.2		4
6	900	605MHBS50KJ##	28	10.5	8.5	6	8.4	42.5x28x17				lugs
6	900	605MHBS50K2H	41.5	9.5	7.5	5.5	7.6	32x33x18	27.5	1.2		2
6	900	605MHBS50K4H	41.5	10.5	8.5	6	7	32x33x18	27.5	1.2	5.1	2
6.8	575	685MHBS35K2H	27	7	5.5	4	9.4	32x24.5x15	27.5	1		2
6.8	800	685MHBS45K2H	36	9.5	7.5	5.5	7.6	32x33x18	27.5	1.2		2
6.8	1000	685MHBS55K2H	47	12	10	7.5	6.9	32x37x22	27.5	1.2		2
6.8	1000	685MHBS55K2J	31	10	8	6	7.9	42.5x30x22	37.5	1.2		2
6.8	1000	685MHBS55KJ##	31	11.5	9	7	7.1	42.5x30x22				lugs
6.8	1000	685MHBS55K4H	47	13.5	11	8	6.3	32x37x22	27.5	1.2	10.2	4
6.8	1100	685MHBS60KJ##	34	13	10.5	7.5	6.1	42.5x33.5x22				lugs
6.8	1100	685MHBS60K2J	34	11	9	6.5	6.9	42.5x33.5x22	37.5	1.2		2
6.8	1100	685MHBS60K4J	34	12	9.5	7	6.3	42.5x33.5x22	37.5	1.2	5.1	4
6.8	1275	685MHBS70K4JA	41	14.5	11.5	8.5	5.9	41.5x44x24	37.5	1.2	10.2	4
6.8	1275	685MHBS70K2JA	41	13.5	11	8	6.5	41.5x44x24	37.5	1.2		2
6.8	1275	685MHBS70KJA##	41	16	12.5	9.5	5.7	41.5x44x24				lugs
7.5	575	755MHBS35K2H	27	8	6.5	4.5	8.6	32x28x14	27.5	1.2		2
7.5	700	755MHBS40K2J	21	7.5	6	4.5	9.2	42.5x25x14	37.5	1.2		2
7.5	800	755MHBS45K2H	36	10.5	8.5	6	7.1	32x33x18	27.5	1.2		2
7.5	800	755MHBS45K2J	24	9	7	5	8.3	42.5x28x17	37.5	1.2		2
7.5	800	755MHBS45K4H	36	11.5	9	6.5	6.5	32x33x18	27.5	1.2	5.1	4
7.5	800	755MHBS45KJ##	24	10.5	8.5	6	7.5	42.5x28x17				lugs
7.5	900	755MHBS50KH##	28	12	9.5	7	7.2	42.5x30x22				lugs
7.5	900	755MHBS50K2J	28	10	8	5.5	8	42.5x30x22	37.5	1.2		2
7.5	900	755MHBS50K4H	41.5	13.5	10.5	8	6.3	32x37x22	27.5	1.2	10.2	4
7.5	900	755MHBS50K2H	41.5	12.5	9.5	7	6.9	32x37x22	27.5	1.2		2
7.5	1000	755MHBS55K4J	31	12	9.5	7	6.8	42.5x33.5x22	37.5	1.2	5.1	4
7.5	1000	755MHBS55K2J	31	11	8.5	6.5	7.4	42.5x33.5x22	37.5	1.2		2
7.5	1000	755MHBS55KJ##	31	13	10.5	7.5	6.6	42.5x33.5x22				lugs
7.5	1100	755MHBS60KJA##	34	14	11.5	8.5	5.8	41.5x40x20				lugs
7.5	1100	755MHBS70K2J	41	14	11.5	8.5	6.1	42.5x37x28	37.5	1.2		2
7.5	1100	755MHBS70KJ##	41	17.5	13.5	10	5.3	42.5x37x28				lugs
7.5	1100	755MHBS60K2J	34	11.5	9.5	6.5	6.6	42.5x33.5x22	37.5	1.2		2
7.5	1100	755MHBS60K4J	34	12.5	10.5	7.5	6	42.5x33.5x22	37.5	1.2	10.2	4
7.5	1100	755MHBS70K4J	41	16	12.5	9	5.5	42.5x37x28	37.5	1.2	10.2	4
7.5	1275	755MHBS70K4JA	41	16	12.5	9	5.5	41.5x44x24	37.5	1.2	10.2	4
7.5	1275	755MHBS70K2JA	41	14	11.5	8.5	6.1	41.5x44x24	37.5	1.2		2
7.5	1275	755MHBS70KJA##	41	17.5	13.5	10	5.3	41.5x44x24				lugs
9	1000	905MHBS55KJA##	31	15.5	12	8.5	5.8	41.5x40x20				lugs
9	1000	905MHBS55K2JA	31	13	10	7.5	6.6	41.5x40x20	37.5	1.2		2

MHBS

2,4,6, lug lead radial box

Capacitance (µF)	WVDC	IC PART NUMBER	dv/dt (V/µsec)	Maximum RMS Ripple Current (A) 100 kHz, +70°C			Typical ESR (mΩ) **, +25°C	Dimensions LxHxT (mm)	S (MM)	d (MM)	P (MM)	# Leads
				+15°C	+10°C	+5°C						
9	1000	905MHBS55K4JA	31	14.5	11	8	6	41.5x40x20	37.5	1.2	10.2	4
10	575	106MHBS35K2H	27	10	8	5.5	7	32x33x18	27.5	1.2		2
10	800	106MHBS45K2H	36	13	10.5	7.5	5.9	32x37x22	27.5	1.2		2
10	800	106MHBS45K4H	24	14.5	11.5	8.5	5.3	32x37x22	27.5	1.2	10.2	4
10	800	106MHBS45K4J	24	11.5	9	6.5	6.4	42.5x30x22	37.5	1.2	5.1	4
10	800	106MHBS45K2J	24	10.5	8.5	6	7	42.5x30x22	37.5	1.2		2
10	800	106MHBS45KJ##	24	12.5	10	7.5	6.2	42.5x30x22				lugs
10	900	106MHBS50KJ##	28	13.5	10.5	8	6	42.5x33.5x22				lugs
10	900	106MHBS50K2J	28	11.5	9	6.5	6.8	42.5x33.5x22	37.5	1.2		2
10	900	106MHBS50K4J	28	12.5	9.5	7	6.2	42.5x33.5x22	37.5	1.2	5.1	4
10	1000	106MHBS55K4JA	31	15	11.5	8.5	5.7	41.5x40x20	37.5	1.2	10.2	4
10	1000	106MHBS55K2JA	31	13.5	10.5	8	6.3	41.5x40x20	37.5	1.2		2
10	1100	106MHBS60K2J	34	14	12.5	9	5.5	42.5x37x28	37.5	1.2		2
10	1100	106MHBS60KJ##	34	18.5	14.5	10.5	4.7	42.5x37x28				lugs
10	1100	106MHBS60K2JA	34	14	12.5	9	5.5	41.5x44x24	37.5	1.2		2
10	1100	106MHBS60K4JA##	34	18.5	14.5	10.5	4.7	41.5x44x24				lugs
10	1100	106MHBS60K4JA	34	17	13.5	10	4.9	41.5x44x24	37.5	1.2	10.2	4
10	1100	106MHBS60K4J	34	17	13.5	10	4.9	42.5x37x28	37.5	1.2	10.2	4
10	1275	106MHBS70K4J	41	18	14	10.5	4.5	42.5x45x30	37.5	1.2	20.3	4
10	1275	106MHBS70KJ##	41	20	15.5	11.5	4.3	42.5x45x30				lugs
10	1275	106MHBS70K2J	41	14	13	9.5	5.1	42.5x45x30	37.5	1.2		2
12	575	126MHBS35KJ##	19	11	8.5	6.5	6.6	42.5x28x17				lugs
12	575	126MHBS35K2H	27	11	8.5	6.5	6.1	32x33x18	27.5	1.2		2
12	575	126MHBS35K2J	19	9.5	7.5	5.5	7.4	42.5x28x17	37.5	1.2		2
12	700	126MHBS40K2H	31	13	10.5	7.5	5.8	32x37x22	27.5	1.2		2
12	700	126MHBS40K2J	21	11	8.5	6.5	6.4	42.5x30x22	37.5	1.2		2
12	700	126MHBS40K4H	31	14.5	11.5	8.5	5.2	32x37x22	27.5	1.2	10.2	4
12	700	126MHBS40KJ##	21	13	10	7.5	5.6	42.5x30x22				lugs
12	800	126MHBS45KJ##	24	13.5	11	8	5.6	42.5x33.5x22				lugs
12	800	126MHBS45K4J	24	12.5	10	7.5	5.8	42.5x33.5x22	37.5	1.2	5.1	4
12	800	126MHBS45K2J	24	11.5	9	7	6.4	42.5x33.5x22	37.5	1.2		2
12	900	126MHBS50K4JA	28	14.5	11.5	8	5.7	41.5x40x20	37.5	1.2	10.2	4
12	900	126MHBS50KJA##	28	15.5	12.5	9	5.5	41.5x40x20				lugs
12	900	126MHBS50K2JA	28	13.5	11	7.5	6.3	41.5x40x20	37.5	1.2		2
12	1000	126MHBS55K2JA	31	14	12	9	5.7	41.5x44x24	37.5	1.2		2
12	1000	126MHBS55KJ##	31	18	14	10.5	4.9	42.5x37x28				lugs
12	1000	126MHBS55K4JA##	31	16.5	13.5	10	4.9	41.5x44x24				lugs
12	1000	126MHBS55K4JA	31	16.5	13.5	9.5	5.1	41.5x44x24	37.5	1.2	10.2	4
12	1000	126MHBS55K4J	31	16.5	13.5	9.5	5.1	42.5x37x28	37.5	1.2	10.2	4
12	1000	126MHBS55K2J	31	14	12	9	5.7	42.5x37x28	37.5	1.2		2
12	1100	126MHBS60K4J	34	18.5	14.5	10.5	4.4	42.5x45x30	37.5	1.2	20.3	4
12	1100	126MHBS60KJ##	34	20	15.5	11.5	4.2	42.5x45x30				lugs
12	1100	126MHBS60K2J	34	14	13.5	10	5	42.5x45x30	37.5	1.2		2
12	1275	126MHBS70K2R	28	14	12.5	9	6	57.5x45x30	52.5	1.2		2
12	1275	126MHBS70KR##	28	18.5	14.5	10	5.2	57.5x45x30				lugs
12	1275	126MHBS70K4R	28	17	13.5	9.5	5.4	57.5x45x30	52.5	1.2	20.3	4
15	575	156MHBS35K2H	27	13.5	10.5	7.5	5.6	32x37x22	27.5	1.2		2
15	575	156MHBS35K2J	19	11	8.5	6.5	6.4	42.5x30x22	37.5	1.2		2
15	575	156MHBS35K4H	27	14.5	11.5	8.5	4.9	32x37x22	27.5	1.2	10.2	2
15	575	156MHBS35KJ##	19	13	10	7.5	5.6	42.5x30x22				lugs
15	700	156MHBS40KJ##	21	14.5	11.5	8.5	4.7	42.5x33.5x22				lugs
15	700	156MHBS40K2J	21	12	9.5	7	5.5	42.5x33.5x22	37.5	1.2		2
15	700	156MHBS40K4J	21	13.5	10.5	7.5	4.9	42.5x33.5x22	37.5	1.2	5.1	4
15	800	156MHBS45K4JA	24	15	12	8.5	5	41.5x40x20	37.5	1.2	10.2	4
15	800	156MHBS45K2JA	24	13.5	11	8	5.6	41.5x40x20	37.5	1.2		2
15	900	156MHBS50K2JA	28	14	12.5	9.5	5.3	41.5x44x24	37.5	1.2		2
15	900	156MHBS50K4JA	28	17	14	10.5	4.7	41.5x44x24	37.5	1.2	10.2	4
15	900	156MHBS50K4J	28	15.5	12.5	9	4.7	42.5x37x28	37.5	1.2	10.2	4

MHBS

2,4,6, lug lead radial box

Capacitance (µF)	WVDC	IC PART NUMBER	dv/dt (V/µsec)	Maximum RMS Ripple Current (A) 100 kHz, +70°C			Typical ESR (mΩ) **, +25°C	Dimensions LxHxT (mm)	S (MM)	d (MM)	P (MM)	# Leads
				+15°C	+10°C	+5°C						
15	900	156MHBS50KJ##	28	17.5	14	10.5	4.5	42.5x37x28				lugs
15	900	156MHBS50KJA##	28	18.5	15	11.5	4.5	41.5x44x24				lugs
15	900	156MHBS50KJ##	28	17	14	10.5	4.5	42.5x37x28				lugs
15	900	156MHBS50K2JA	28	14	12.5	9.5	5.3	41.5x44x24	37.5	1.2		2
15	900	156MHBS50K2J	28	14	11.5	8	5.3	42.5x37x28	37.5	1.2		2
15	1000	156MHBS55K2J	31	14	13.5	10	5	42.5x45x30	37.5	1.2		2
15	1000	156MHBS55KJ##	31	20	16	12	4.2	42.5x45x30				lugs
15	1000	156MHBS55K4J	31	18	14.5	11	4.4	42.5x45x30	37.5	1.2	20.3	4
15	1275	156MHBS70K4R	28	18	14.5	10.5	4.8	57.5x45x30	52.5	1.2	20.3	4
15	1275	156MHBS70KR##	28	19.5	15.5	11.5	4.6	57.5x45x30				lugs
15	1275	156MHBS70K2R	28	14	13	10	5.4	57.5x45x30	52.5	1.2		2
20	575	206MHBS35KJA##	19	16.5	12.5	9.5	4.8	41.5x40x20				lugs
20	575	206MHBS35K4JA	19	15	12	8.5	5	41.5x40x20	37.5	1.2	10.2	4
20	575	206MHBS35K2JA	19	13.5	11	8	5.6	41.5x40x20	37.5	1.2		2
20	700	206MHBS40K2J	21	14	11.5	8.5	4.9	42.5x37x28	37.5	1.2		2
20	700	206MHBS40K4J	21	18.5	14.5	10.5	4.1	42.5x37x28	37.5	1.2	10.2	4
20	700	206MHBS40KJ##	21	17.5	14	10	4.1	42.5x37x28				lugs
20	800	206MHBS45K4JA	24	18	14.5	10.5	4.2	41.5x44x24	37.5	1.2	10.2	4
20	800	206MHBS45K2JA	24	14	13	9.5	4.8	41.5x44x24	37.5	1.2		2
20	900	206MHBS50K2J	28	14	14	10.5	4.5	42.5x45x30	37.5	1.2		2
20	900	206MHBS50KJ##	28	21	16.5	12	3.7	42.5x45x30	37.5			lugs
20	900	206MHBS50K4J	28	19	15	11	3.9	42.5x45x30	37.5	1.2	20.3	4
20	1100	206MHBS60KR##	23	21	17	12.5	4	57.5x45x30				lugs
20	1100	206MHBS60K2R	23	14	13.5	10	4.8	57.5x45x30	52.5	1.2		2
20	1100	206MHBS60K4R	23	19	15	11	4.2	57.5x45x30	52.5	1.2	20.3	4
20	1275	206MHBS70K4R	28	21.5	17.5	12	4	57.5x50x35	52.5	1.2	20.3	4
20	1275	206MHBS70K2R	28	14	14	11.5	4.6	57.5x50x35	52.5	1.2		2
20	1275	206MHBS70KR##	28	23.5	19	13.5	3.8	57.5x50x35				lugs
22	700	226MHBS40K2J	21	14	13	9.5	4.6	42.5x37x28	37.5	1.2		2
22	700	226MHBS40KJA##	21	18.5	14.5	10.5	3.8	41.5x44x24				lugs
22	700	226MHBS40K4JA	21	16.5	13.5	10	4	41.5x44x24	37.5	1.2	10.2	4
22	700	226MHBS40K4J	21	17.5	14	10.5	4	42.5x37.5x28	37.5	1.2	10.2	4
22	700	226MHBS40K2JA	21	14	12	9	4.6	41.5x44x24	37.5	1.2		2
22	700	226MHBS40KJ##	21	19.5	15.5	11.5	3.8	42.5x37.5x28				2
22	800	226MHBS45K2J	24	14	13.5	10	4.6	42.5x45x30	37.5	1.2		2
22	800	226MHBS45K4J	24	18.5	14.5	10.5	4	42.5x45x30	37.5	1.2	20.3	4
22	800	226MHBS45KJ##	24	20.5	16	12	3.8	42.5x45x30				lugs
22	1000	226MHBS55KR##	21	20.5	16.5	12	4.3	57.5x45x30				lugs
22	1000	226MHBS55K2R	21	14	13.5	10	5.1	57.5x45x30	52.5	1.2		2
22	1000	226MHBS55K4R	21	18.5	15	11	4.5	57.5x45x30	52.5	1.2	20.3	4
22	1100	226MHBS60K4R	23	21	17	12	4	57.5x50x35	52.5	1.2	20.3	4
22	1100	226MHBS60K2R	23	14	14	11	4.6	57.5x50x35	52.5	1.2		2
22	1100	226MHBS60KR##	23	23	18.5	13	3.8	57.5x50x35				lugs
25	575	256MHBS35KJ##	19	17	13.5	10	4.2	42.5x37x28				lugs
25	575	256MHBS35K4J	19	15.5	12.5	9	4.4	42.5x37x28	37.5	1.2	10.2	4
25	575	256MHBS35K2J	19	14	11.5	8.5	5	42.5x37x28	37.5	1.2		2
25	700	256MHBS40K2JA	21	14	13.5	10	4.3	41.5x44x24	37.5	1.2		2
25	700	256MHBS40K4JA	21	19	15	11	3.7	41.5x44x24	37.5	1.2	10.2	4
25	700	256MHBS40KJA##	21	21	16.5	12	3.5	41.5x44x24				lugs
25	800	256MHBS45KJ##	24	22	17	12.5	3.5	42.5x45x30				lugs
25	800	256MHBS45K4J	24	19.5	15.5	11.5	3.7	42.5x45x30	37.5	1.2	20.3	4
25	800	256MHBS45K2J	24	14	14	10.5	4.3	42.5x45x30	37.5	1.2		2
25	900	256MHBS50K2R	18.5	14	13	10	5.3	57.5x45x30	52.5	1.2		2
25	900	256MHBS50KR##	18.5	19.5	16	11.5	4.5	57.5x45x30				lugs
25	900	256MHBS50K4R	18.5	18	15	11	4.7	57.5x45x30	52.5	1.2	20.3	4
25	1100	256MHBS70K4R	28	23	19	13.5	3.6	57.5x57.5x38	52.5	1.2	20.3	4
25	1100	256MHBS70K6R	28	24	19.5	14	3.4	57.5x57.5x38	52.5	1.2	10.2	6
25	1100	256MHBS60KR##	23	24	19.5	14	3.6	57.5x50x35	52.5			lugs

MHBS

2,4,6, lug lead radial box

Capacitance (µF)	WVDC	IC PART NUMBER	dv/dt (V/µsec)	Maximum RMS Ripple Current (A) 100 kHz, +70°C			Typical ESR (mΩ) **, +25°C	Dimensions LxHxT (mm)	S (MM)	d (MM)	P (MM)	# Leads
				+15°C	+10°C	+5°C						
25	1100	256MHBS60K2R	23	14	14	12	4.4	57.5x50x35	52.5	1.2		2
25	1100	256MHBS70KR##	28	26	21	15	3.4	0x0x0				lugs
25	1100	256MHBS60K4R	23	22	17.5	12.5	3.8	57.5x50x35	52.5	1.2	20.3	4
30	575	306MHBS35K4J	19	16.5	13	9.5	4	42.5x37x28	37.5	1.2	10.2	4
30	575	306MHBS35K2J	19	14	12	9	4.6	42.5x37x28	37.5	1.2		2
30	575	306MHBS35KJ##	19	18.5	14.5	10.5	3.8	42.5x37x28				lugs
30	700	306MHBS40KJ##	21	22.5	17.5	13	3.2	42.5x45x30				lugs
30	700	306MHBS40K2J	21	14	14	11	4	42.5x45x30	37.5	1.2		2
30	700	306MHBS40K4J	21	20.5	16	12	3.4	42.5x45x30	37.5	1.2	20.3	4
30	800	306MHBS45K4R	16.5	21	16.5	12	4.1	57.5x45x30	52.5	1.2	20.3	4
30	800	306MHBS45K2R	16.5	14	14	10	4.7	57.5x45x30	52.5	1.2		2
30	800	306MHBS45KR##	16.5	21	16.5	12	4.1	57.5x45x30				lugs
30	1000	306MHBS55KR##	21	24	19	13.5	3.6	57.5x50x35				lugs
30	1000	306MHBS55K2R	21	14	14	11.5	4.3	57.5x50x35	52.5	1.2		2
30	1000	306MHBS55K4R	21	22	17.5	12.5	3.8	57.5x50x35	52.5	1.2	20.3	4
33	1000	336MHBS55K2R	21	14	14	12	4.1	57.5x50x35	52.5	1.2		2
33	1000	336MHBS55K4R	21	23	18.5	13	3.5	57.5x50x35	52.5	1.2	20.3	4
33	1100	336MHBS60K4R	23	24.5	19.5	14.5	3.3	57.5x57.5x38	52.5	1.2	20.3	4
33	1100	336MHBS60KR##	23	25.5	20.5	15	3.1	57.5x57.5x38				lugs
35	575	356MHBS35KJ##	19	21	16.5	12.5	3.5	42.5x45x30				lugs
35	575	356MHBS35K2J	19	14	14	11	4.3	42.5x45x30	37.5	1.2		2
35	575	356MHBS35K4J	19	19	15.5	11	3.7	42.5x45x30	37.5	1.2	20.3	4
35	800	356MHBS45K4R	16.5	20	16	11.5	3.9	57.5x45x30	52.5	1.2	20.3	4
35	800	356MHBS45KR##	16.5	22	17.5	13	3.7	0x0x0				lugs
35	800	356MHBS45K2R	16.5	14	14	11	4.5	57.5x45x30	52.5	1.2		2
35	900	356MHBS50KR##	18.5	24	19	14	3.4	57.5x50x35				lugs
35	900	356MHBS50K2R	18.5	14	14	12	4.2	57.5x50x35	52.5	1.2		2
35	900	356MHBS50K4R	18.5	22	17.5	13	3.6	57.5x50x35	52.5	1.2	20.3	4
35	1100	356MHBS60K6R	23	26	20.5	15	3	57.5x57.5x38	52.5	1.2	10.2	6
35	1100	356MHBS60K4R	23	25	20	14.5	3.2	57.5x57.5x38	52.5	1.2	20.3	4
40	575	406MHBS35K2J	19	14	14	11	4	42.5x45x30	37.5	1.2		2
40	575	406MHBS35K4J	19	20	16	12	3.4	42.5x45x30	37.5	1.2	20.3	4
40	575	406MHBS35KJ##	19	22	17.5	13	3.2	42.5x45x30				lugs
40	700	406MHBS40KR##	14.5	22	17.5	12.5	3.6	57.5x45x30				lugs
40	700	406MHBS40K4R	14.5	20	16	11.5	3.8	57.5x45x30	52.5	1.2	20.3	4
40	700	406MHBS40K2R	14.5	14	14	10.5	4.4	57.5x45x30	52.5	1.2		2
40	800	406MHBS45K2R	16.5	14	14	11.5	4.2	57.5x50x35	52.5	1.2		2
40	800	406MHBS45K4R	16.5	21.5	17.5	12.5	3.6	57.5x50x35	52.5	1.2	20.3	4
40	800	406MHBS45KR##	16.5	23.5	19	14	3.4	57.5x50x35				lugs
40	900	406MHBS50KR2	18.5	14	14	13	3.9	57.5x50x30	52.5	1.2		2
40	900	406MHBS50K4R	18.5	23.5	19	13.5	3.3	57.5x50x30	52.5	1.2	20.3	4
40	1000	406MHBS55K4R	21	25	20	14.5	3.2	57.5x57.5x38	52.5	1.2	20.3	4
40	1000	406MHBS55KR##	21	27.5	22	16.5	3	57.5x57.5x38				lugs
40	1000	406MHBS55K6R	21	26	15	3	3	57.5x57.5x38	52.5	1.2	10.2	6
45	700	456MHBS40KR##	14.5	23	18	13	3.4	57.5x45x30				lugs
45	700	456MHBS40K4R	14.5	21	16.5	12	3.6	57.5x45x30	52.5	1.2	20.3	4
45	700	456MHBS40K2R	14.5	14	14	11	4.2	57.5x45x30	52.5	1.2		2
45	800	456MHBS45K2R	16.5	14	14	12	4	57.5x50x35	52.5	1.2		2
45	800	456MHBS45K4R	16.5	23	18.5	13.5	3.4	57.5x50x35	52.5	1.2	20.3	4
45	800	456MHBS45KR##	16.5	25.5	20	15	3.2	57.5x50x35				lugs
47	800	476MHBS45K4R	16.5	23.5	19	13.5	3.3	57.5x50x35	52.5	1.2	20.3	4
47	800	476MHBS45K2R	16.5	14	14	12.5	3.9	57.5x50x35	52.5	1.2		2
47	900	476MHBS50K4R	18.5	25.5	20.5	15	3	57.5x57.5x38	52.5	1.2	20.3	4
47	900	476MHBS50KR##	18.5	28.5	23	16.5	2.8	57.5x57.5x38				lugs
47	900	476MHBS50K6R	18.5	26.5	21.5	15.5	2.8	57.5x57.5x38	52.5	1.2	10.2	6
50	575	506MHBS35KR##	12.5	21.5	17.5	12.5	3.8	57.5x45x30				lugs
50	575	506MHBS35K4R	12.5	19	15.5	11	4	57.5x45x30	52.5	1.2	20.3	4
50	575	506MHBS35K2R	12.5	14	14	10	4.6	57.5x45x30	52.5	1.2		2

MHBS

2,4,6, lug lead radial box

Capacitance (μ F)	WVDC	IC PART NUMBER	dv/dt (V/ μ sec)	Maximum RMS Ripple Current (A) 100 kHz, +70°C			Typical ESR (m Ω) **, +25°C	Dimensions LxHxT (mm)	S (MM)	d (MM)	P (MM)	# Leads
				+15°C	+10°C	+5°C						
50	700	506MHBS40K2R	14.5	14	14	12	4	57.5x50x35	52.5	1.2		2
50	700	506MHBS40K4R	14.5	22.5	18	13	3.4	57.5x50x35	52.5	1.2	20.3	4
50	700	506MHBS40KR##	14.5	24.5	19.5	14.5	3.2	57.5x50x35				lugs
50	900	506MHBS50K6R	18.5	27	22	16	2.8	57.5x57.5x38	52.5	1.2	10.2	lugs
50	900	506MHBS50K4R	18.5	26	21	15	3	57.5x57.5x38	52.5	1.2	20.3	4
55	700	556MHBS40K4R	14.5	23.5	19	13.5	3.3	57.5x50x35	52.5	1.2	20.3	4
55	700	556MHBS40K2R	14.5	14	14	12.5	3.9	57.5x50x35	52.5	1.2		2
55	700	556MHBS40KR##	14.5	25.5	20.5	15	3.1	57.5x50x35				lugs
60	575	606MHBS35K4R	12.5	23	18.5	13.5	3.4	57.5x50x35				lugs
60	575	606MHBS35K2R	12.5	14	14	10.5	4.2	57.5x45x30	52.5	1.2		2
60	575	606MHBS35K4R	12.5	20.5	16.5	12	3.6	57.5x45x30	52.5	1.2	20.3	4
60	700	606MHBS40K4R	14.5	24.5	19.5	14	3.1	57.5x50x35	52.5	1.2	20.3	4
60	700	606MHBS40K2R	14.5	14	14	13	3.7	57.5x50x35	52.5	1.2		2
60	700	606MHBS40KR##	14.5	26.5	21	15.5	2.9	57.5x50x35				lugs
60	800	606MHBS45K4R	16.5	28.5	22.5	16.5	2.8	57.5x57.5x38				lugs
60	800	606MHBS45K6R	16.5	25.5	20.5	15.5	3	57.5x57.5x38	52.5	1.2	20.3	4
60	800	606MHBS45K4R	16.5	26.5	21.5	15.5	2.8	57.5x57.5x38	52.5	1.2	10.2	6
65	800	656MHBS45K6R	16.5	27.5	22	16	2.7	57.5x57.5x38	52.5	1.2	10.2	6
65	800	656MHBS45K4R	16.5	26.5	21	15.5	2.9	57.5x57.5x38	52.5	1.2	20.3	4
75	575	756MHBS35K4R	12.5	23	18.5	13.5	3.3	57.5x50x35	52.5	1.2	20.3	4
75	575	756MHBS35K2R	12.5	14	14	12	3.9	57.5x50x35	52.5	1.2		2
75	575	756MHBS35KR##	12.5	25.5	20.5	15	3.1	57.5x50x35				lugs
75	700	756MHBS40K4R	14.5	28.5	24	17	2.7	57.5x57.5x38				lugs
75	700	756MHBS40K2R	14.5	26	21.5	15.5	2.9	57.5x57.5x38	52.5	1.2	20.3	4
75	700	756MHBS40K6R	14.5	27	22.5	16	2.7	57.5x57.5x38	52.5	1.2	10.2	6
80	700	806MHBS40K6R	14.5	27.5	22	16.5	2.6	57.5x57.5x38	52.5	1.2	10.2	6
80	700	806MHBS40K4R	14.5	26.5	22	15.5	2.8	57.5x57.5x38	52.5	1.2	20.3	4
90	575	906MHBS35K4R	12.5	25	21	14.5	3.1	57.5x57.5x38	52.5	1.2	20.3	4
90	575	906MHBS35K6R	12.5	26	23	16	2.9	57.5x57.5x38	52.5	1.2	10.2	6
100	575	107MHBS35K6R	12.5	27	22	15.5	2.8	57.5x57.5x38	52.5	1.2	10.2	6
100	575	107MHBS35K4R	12.5	26	21.5	15	3	57.5x57.5x38	52.5	1.2	20.3	4