

# HC4

## High Power Resonant Capacitors



### FEATURES

High AC Voltage - High Current

### APPLICATIONS

Induction Heating - Tank Circuits

KVAR	350	400	
CAPACITANCE TOLERANCE	+/-10%		
MAXIMUM CORE TEMPERATURE	+85°C		
SURFACE TEMPERATURE	+45°C (Above 45°C the KVAR rating must be de-rated by 2.25%/°C)		
CONSTRUCTION	Self-healing		
SELF INDUCTANCE	< 5 nH		
DIELECTRIC	Polypropylene		
FLAME RETARDANT	UL94V0		

### Standard Part Listing

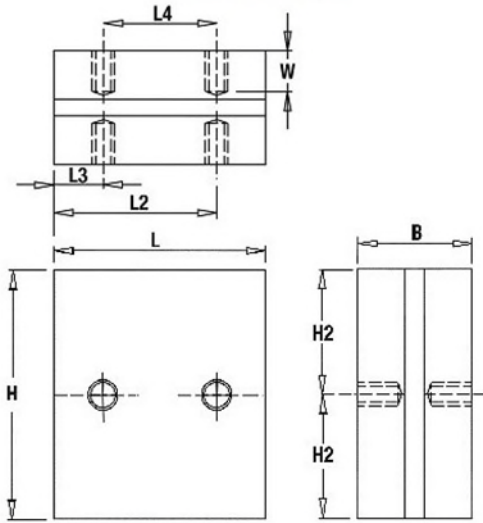
Capacitance (µF)	VAC	IC PART number	Maximum RMS current (A)	MAX power kvar	Frequency range (kHz)	ESR (mΩ) 100kHz, +25°C	Dimensions (mm)			Terminal Style
							B	H	L	
0.15	1000	<a href="#">154HC4102K2UM8</a>	450	400	425-538	2.0	30.2	55	73	2UM8
0.20	1000	<a href="#">204HC4102K2UM8</a>	450	400	319-404	1.8	30.2	55	73	2UM8
0.25	1000	<a href="#">254HC4102K2UM8</a>	450	400	256-323	1.5	30.2	55	73	2UM8
0.30	1000	<a href="#">304HC4102K2UM8</a>	600	400	213-478	1.2	30.2	55	73	2UM8
0.33	1000	<a href="#">334HC4102K2EM8</a>	600	400	194-433	1.0	30.2	66	56	2EM8
0.50	700	<a href="#">504HC4700K2UM8</a>	600	400	259-285	1.0	30.2	55	73	2UM8
0.66	700	<a href="#">664HC4700K2UM8</a>	600	400	197-220	0.8	30.2	55	73	2UM8
0.66	1000	<a href="#">664HC4102K2EM8</a>	600	400	95-216	0.8	30.2	66	56	2EM8
1.00	700	<a href="#">105HC4700K2UM8</a>	750	400	129-223	0.6	30.2	55	73	2UM8
1.20	900	<a href="#">125HC4900K2EM8</a>	850	400	58-215	0.3	30.2	66	56	2EM8
1.30	500	<a href="#">135HC4500K2UM8</a>	750	350	170-196	0.5	30.2	55	73	2UM8
1.32	900	<a href="#">135HC4900K2EM8</a>	850	400	58-215	0.3	30.2	66	56	2EM8
1.50	500	<a href="#">155HC4500K2UM8</a>	800	350	148-170	0.4	30.2	55	73	2UM8
2.00	500	<a href="#">205HC4500K2UM8</a>	800	350	110-145	0.2	30.2	55	73	2UM8
2.60	700	<a href="#">265HC4700K2EM8</a>	950	400	51-138	0.2	30.2	66	56	2EM8
5.00	500	<a href="#">505HC4500K2EM8</a>	1000	400	50-80	0.1	30.2	66	56	2EM8

# HC4

## High Power Resonant Capacitors

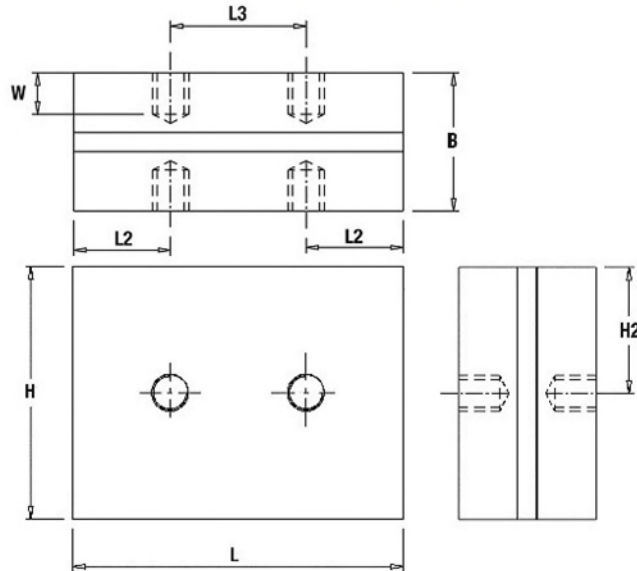


LEAD STYLE: 2EM8



L	H	B	H2	L2	L3	L4	W
56±0.5	66±0.5	30.2±0.1	33	43	13	30	10±0.5
Mounting Holes: M8x1.25 tap fitted with SS helicoil							
Tightening torque: 15Nm MAX							

LEAD STYLE: 2UM8



L	H	B	H2	L2	L3	W
73±1.0	55±1.0	30.2±0.1	27.5	21.5	30±0.5	9
Mounting Holes: M8 full thread with SS helicoil						
Tightening torque: 15Nm MAX						

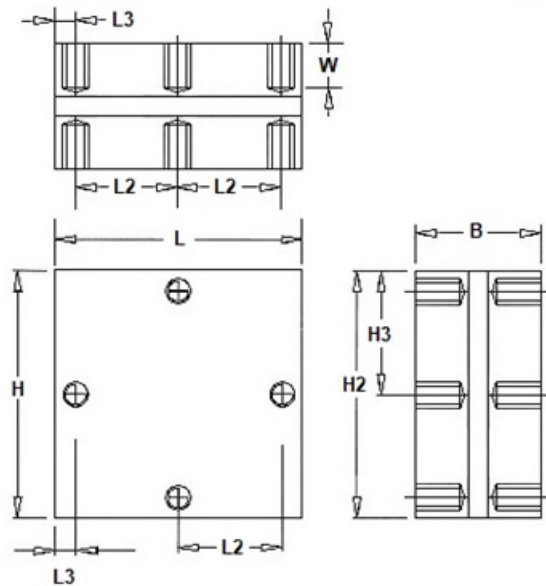
# HC4

## High Power Resonant Capacitors



Capacitance (μF)	VAC	IC PART number	Maximum RMS current (A)	MAX power kvar	Frequency range (kHz)	ESR (mΩ) 100kHz, +25°C	Dimensions (mm)			Terminal Style
							B	H	L	
0.33	1000	<a href="#">334HC4102K4TM6</a>	600	400	194-433	1.0	30.2	60	60	4TM6
0.66	1000	<a href="#">664HC4102K4TM6</a>	600	400	95-216	0.8	30.2	60	60	4TM6
1.2	900	<a href="#">125HC4900K4TM6</a>	850	400	58-215	0.3	30.2	60	60	4TM6
1.32	900	<a href="#">135HC4900K4TM6</a>	850	400	58-215	0.3	30.2	60	60	4TM6
2.6	700	<a href="#">265HC4700K4TM6</a>	950	400	51-138	0.2	30.2	60	60	4TM6
5	500	<a href="#">505HC4500K4TM6</a>	1000	400	50-80	0.1	30.2	60	60	4TM6

### LEAD STYLE: 4TM6



L	H	B	H2	H3	L2	L3	W
60±0.5	60±0.5	30.2±0.1	55	30	25	5	10±0.5
Mounting Holes: M6x1 tap fitted with SS helicoil							
Tightening torque: 15Nm MAX							

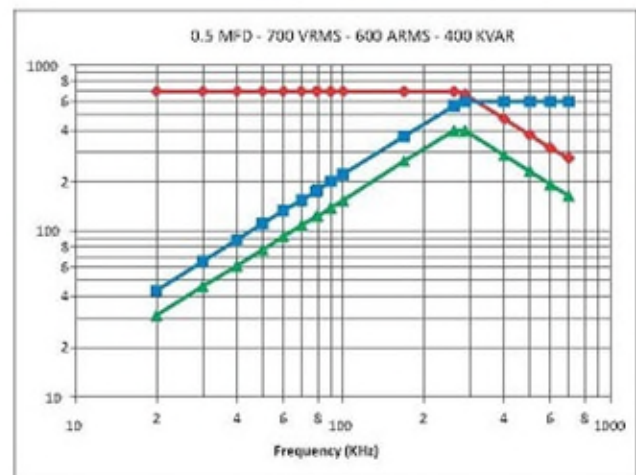
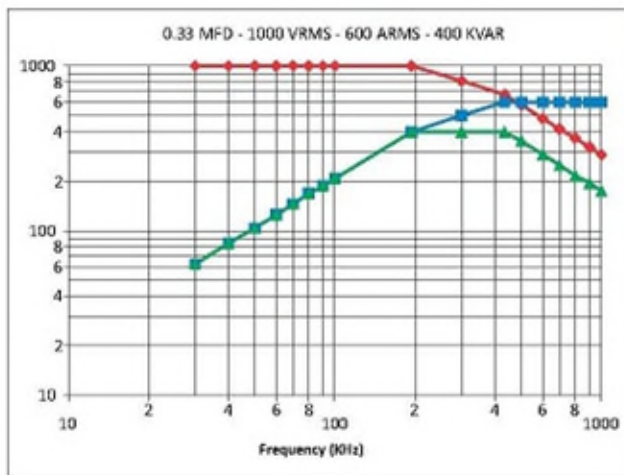
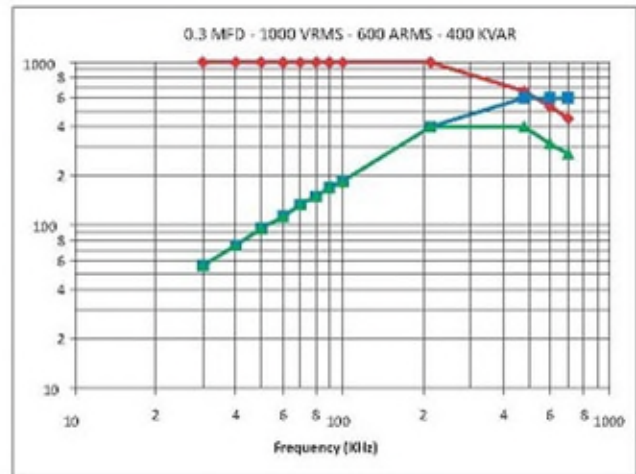
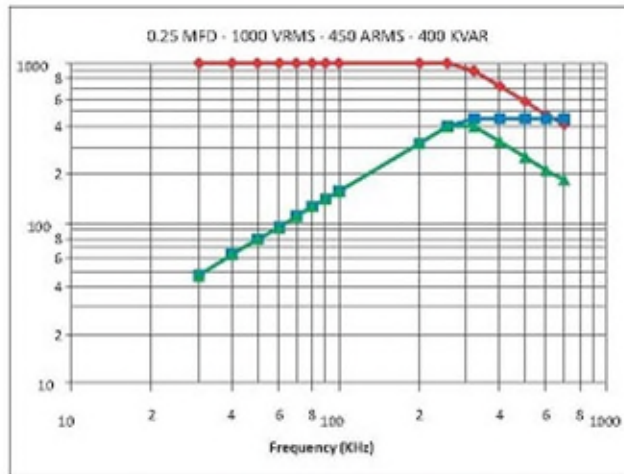
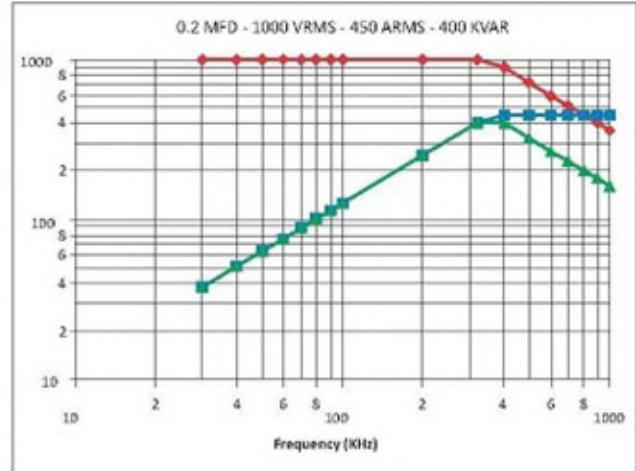
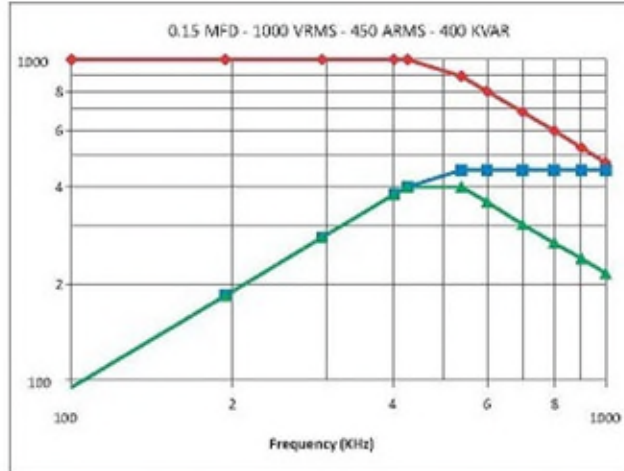
# HC4

## High Power Resonant Capacitors



### Frequency Derating

— Voltage — Current — Power



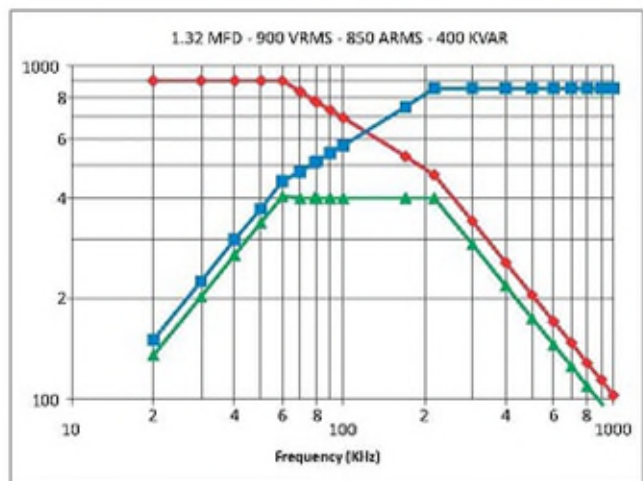
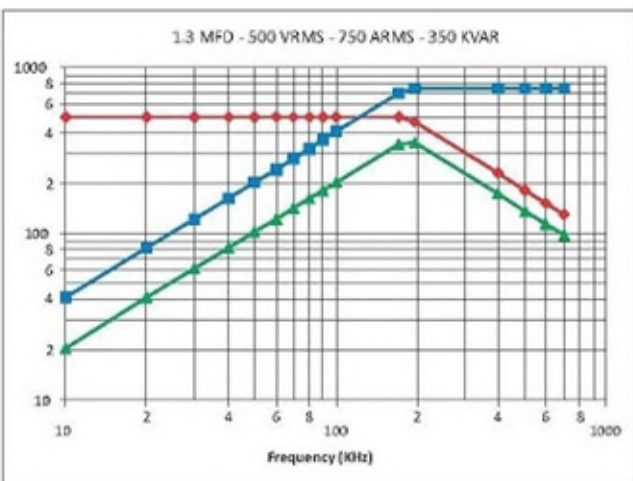
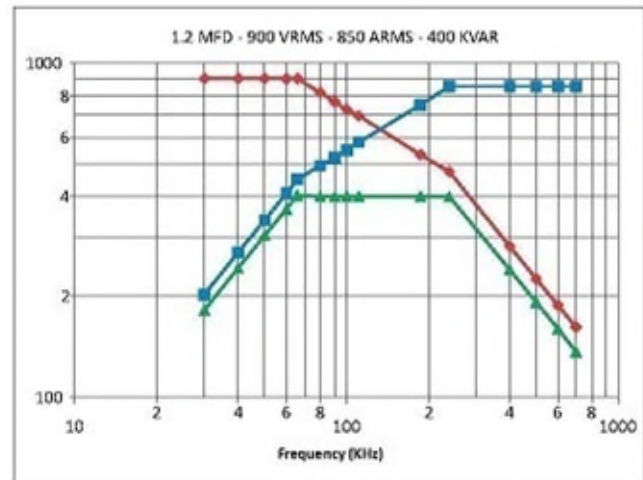
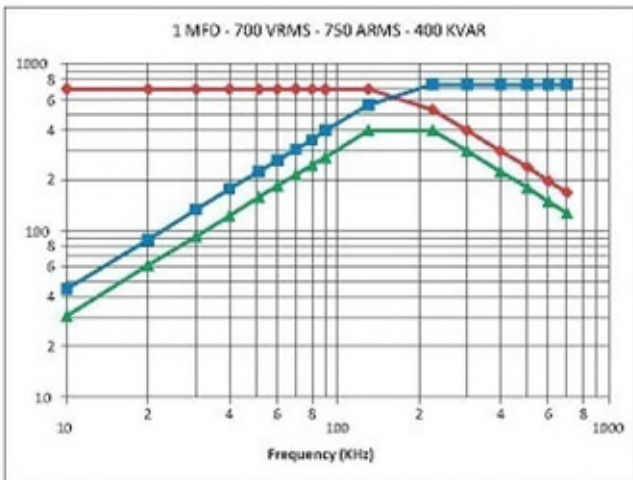
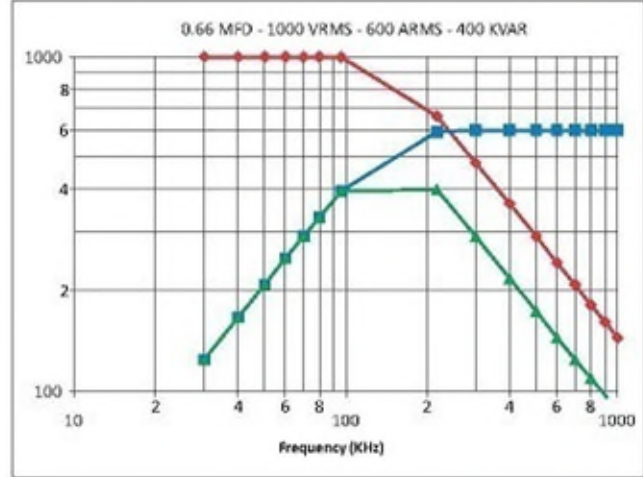
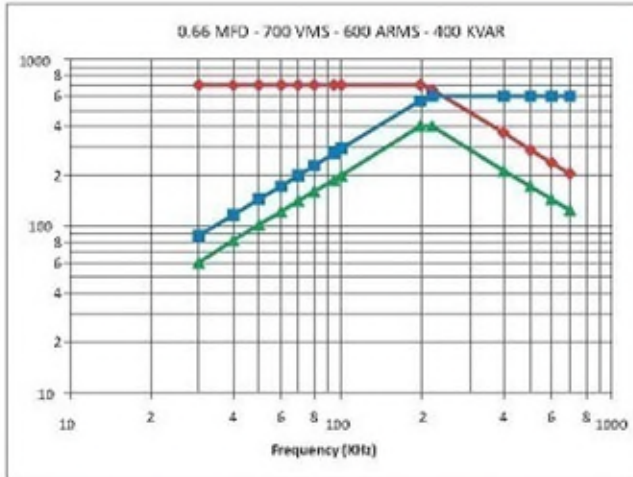
# HC4

## High Power Resonant Capacitors



### Frequency Derating

— Voltage — Current — Power



# HC4

## High Power Resonant Capacitors



### Frequency Derating

—●— Voltage    —■— Current    —▲— Power

