

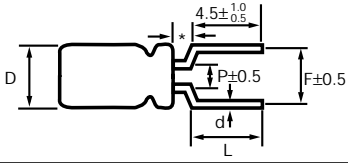
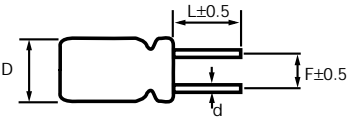
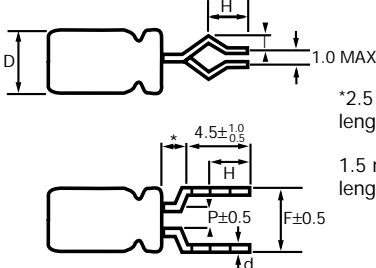
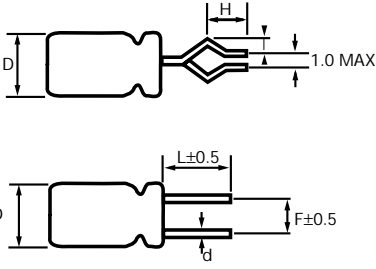


Aluminum Electrolytic Capacitors

STANDARD RADIAL LEAD CUT & FORM SPECIFICATION

Special Order Options*

Add code to end of part number

Code	Description	Dimensions				Dimension Figure	
		D	F	P	L		
B	Standard Cut and Formed Leads	4.0	5.0	1.5	4.5	 <p>*2.5 max for case length > 7mm 1.5 max for case length ≤ 7mm</p>	
		5.0	5.0	2.0	4.5		
		6.3	5.0	2.5	4.5		
		8.0	5.0	3.5	4.5		
CC	Standard Straight Cut Leads	Dimensions					
		D	F	L			
		4.0	1.5	5.0			
		5.0	2.0	5.0			
		6.3	2.5	5.0			
		8.0	3.5	5.0			
		10.0	5.0	5.0			
		12.5	5.0	5.0			
		18.0	7.5	5.0			
SI	Formed Snap-in Cut Leads	Dimensions					 <p>*2.5 max for case length > 7mm 1.5 max for case length ≤ 7mm</p>
		D	F	P	I	H	
		4.0	5.0	1.5	0.85	2.6	
		5.0	5.0	2.0	0.85	2.8	
		8.0	5.0	3.5	1.0	2.7	
SI	Straight-Cut Snap-in Cut Leads	Dimensions					
		D	F	P	I	H	
		10.0	5.0	—	1.0	2.7	
		12.5	5.0	—	1.0	2.7	
		18.0	7.5	—	1.0	2.7	

*for non-standard requirement contact I.C.

Convert to inches, divide by 25.4

