


# PHB

## Metallized Polypropylene Film Capacitors for Switching Circuits 2, 4 or 6 leaded



- Switching capacitor for industrial controls
- SMPS
- Induction heaters
- High end audio
- Motor speed control
- Resonant circuits
- High frequency electronic ballasts

2 leads - standard current carrying capability  
 4 leads - increased current carrying capability  
 6 leads - maximum current carrying capability

Operating Temperature Range		-40°C to +85°C					
Capacitance Tolerance		+/- 10% at 1kHz, 20°C					
Rated Voltage	VDC	250	330	400	600	700	850
	SVDC	400	500	600	800	1000	1200
	VAC	160	200	250	330	400	450
Dissipation Factor (max) at 20°C.		Freq (kHz)	C≤5μF	5μF<C≤30μF	C>30μF		
		1	.05%	.08%	.1%		
Insulation Resistance @20°C(<70% RH) for 1 minute at 100VDC		>30,000MΩ x μF not to exceed 30,000MΩ					
Peak Current - I <sub>PEAK</sub> (Non-repetitive)		I <sub>PEAK</sub> = 1.5°C*dv/dt Maximum					
Dielectric Strength		200% of rated VDC for 10 seconds at 20°C between leads, 3kV at 60Hz for 60 seconds between leads and case.					
Self inductance		<1nH/mm of body length and lead wire length.					
Capacitance drift		<1.0% up to 40°C after 2 years					
Temperature Coefficient		-200ppm/°C +/- 100ppm/°C					
Life Expectancy <small>Capacitance change (typical) -5%</small>		≥ 30000 hours @VAC at 70°C ≥100,000 hours @WVDC at 70°C					
Failure rate		300/billion component hours					
Dielectric		Polypropylene					
Electrodes		Vacuum deposited metal layers					
Construction		Metallized film with internal series connections for VDC = 850VDC					
Leads		Tinned copper leads.					
Coating		Solvent resistant proof plastic box (UL 94V-1) with epoxy end fills (UL 94V-0)					

# PHB

+85°C Metallized  
Polypropylene Capacitor

## PHYSICAL DIMENSIONS

### 2 Lead Construction

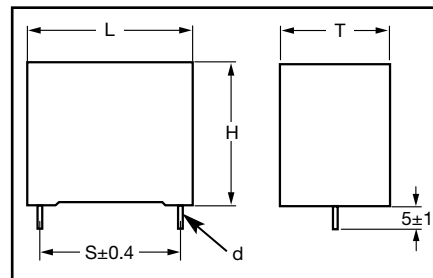
WVDC μF (VAC)	250 (160)	330 (200)	400 (250)	600 (330)	700 (400)	850 (450)
0.1						26.5x16x7 32x17x9
0.15					26.5x16x7	26.5x18.5x10 32x20x11
0.22				26.5x16x7	26.5x17x8.5	26.5x22x13 32x20x11
0.33				26.5x17x8.5	26.5x20x11 32x20x11	32x22x13
0.47			26.5x16x7 32x20x11	26.5x18.5x10	32x22x13	32x24.5x15
0.68		26.5x16x7	26.5x18.5x10 32x20x11	26.5x22x13 32x20x11	32x24.5x15	32x33x18
1	26.5x16x7	26.5x18.5x10	26.5x20x11 32x20x11	32x22x13	32x33x18	32x37x22 42.5x28x17
1.5	26.5x17x8.5 32x20x11	32x20x11 26.5x22x13	32x22x13	32x28x14	32x37x22 42.5x28x17	42.5x30x22
2	26.5x20x11 32x20x11	32x22x13	32x24.5x15	32x33x18	32x37x22 42.5x30x22	42.5x37x28
2.2	26.5x20x11 32x20x11	32x22x13	32x24.5x15	32x33x18	42.5x30x22	42.5x37x28
2.5	32x20x11	32x22x13	32x24.5x15			42.5x37x28
3	32x22x13	32x24.5x15	32x33x18	32x37x22 42.5x30x22	42.5x37x28	42.5x45x30
3.3	32x22x13	32x24.5x15	32x33x18	32x37x22 42.5x30x22	42.5x37x28	42.5x45x30
4	32x22x13		32x33x18	42.5x37x28	42.5x45x30	57.5x45x30
4.7	32x28x14	32x33x18	32x37x22 42.5x28x17	42.5x37x28	42.5x45x30	57.5x45x30
5	32x28x14	32x33x18	32x37x22 42.5x30x22	42.5x37x28	42.5x45x30	
5.6						57.5x50x35
6					57.5x45x30	57.5x50x35
6.8	32x33x18	32x37x22 42.5x28x17	42.5x30x22	42.5x45x30	57.5x45x30	
8					57.5x50x35	
9				42.5x45x30	57.5x50x35	
10	32x33x18 42.5x28x17	42.5x33x22	42.5x37x28	57.5x45x30		
15	42.5x30x22	42.5x37x28	42.5x45x30	57.5x50x35		
20	42.5x37x28	42.5x45x30	57.5x45x30			
22	42.5x37x28		57.5x50x35			
25	42.5x37x28	57.5x45x30	57.5x50x35			
30	42.5x45x30	57.5x45x30				
33	42.5x45x30	57.5x50x35				
40	57.5x45x30	57.5x50x35				
50	57.5x50x35					
60	57.5x50x35					

Convert to inches, divide by 25.4

LxHxT mm

### 2 Lead Construction

L	26.5	32	32	32	42.5	57.5
H	≤22	≤20	20<H≤24.5	>24.5	≥45	≤50
T	≤13	≤11	≤18	≤18	≤30	≤35
S	22.5	27.5	27.5	27.5	37.5	52.5
d	0.8	0.8	1.0	1.2	1.2	1.2



## STANDARD PART LISTING

### 2 Lead Construction

Capacitance (µF)	WVDC	IC PART NUMBER	dv/dt (V/µs)	Maximum RMS Ripple Current (A) 100kHz, +70°C	Typical ESR mΩ 100kHz, +25°C	L x H x T (mm)
0.1	850	104PHB850K2G	375	4	12.8	26.5x16x7
0.1	850	104PHB850K2H	300	4	15	32x17x9
0.15	700	154PHB700K2G	135	3.5	12.7	26.5x16x7
0.15	850	154PHB850K2G	375	5	9.7	26.5x18.5x10
0.15	850	154PHB850K2H	300	5.5	10.7	32x20x11
0.22	600	224PHB600K2G	95	3.5	12.2	26.5x16x7
0.22	700	224PHB700K2G	135	4.5	10.2	26.5x17x8.5
0.22	850	224PHB850K2G	375	7	7.6	26.5x22x13
0.22	850	224PHB850K2H	300	6.5	8.3	32x20x11
0.33	600	334PHB600K2G	95	5	9	26.5x17x8.5
0.33	700	334PHB700K2G	135	6	8.1	26.5x20x11
0.33	700	334PHB700K2H	105	6	10.2	32x20x11
0.33	850	334PHB850K2H	300	8	6.3	32x22x13
0.47	400	474PHB400K2G	75	4.5	8.2	26.5x16x7
0.47	600	474PHB600K2G	95	6	7.9	26.5x18.5x10
0.47	600	474PHB600K2H	75	6	9.5	32x20x11
0.47	700	474PHB700K2H	105	7.5	7.1	32x22x13
0.47	850	474PHB850K2H	300	9.5	5.1	32x24.5x15
0.68	330	684PHB330K2G	60	5	8.5	26.5x16x7
0.68	400	684PHB400K2G	75	6.5	6.7	26.5x18.5x10
0.68	400	684PHB400K2H	55	6.5	8.4	32x20x11
0.68	600	684PHB600K2G	95	7	6.5	26.5x22x13
0.68	600	684PHB600K2H	75	7	7.2	32x20x11
0.68	700	684PHB700K2H	105	9	5.8	32x24.5x15
0.68	850	684PHB850K2H	300	4	3.8	32x33x18
1	250	105PHB250K2G	50	4.5	7.2	26.5x16x7
1	330	105PHB330K2G	60	6.5	6.6	26.5x18.5x10
1	400	105PHB400K2G	75	7.5	5.5	26.5x20x11
1	400	105PHB400K2H	55	7	6.4	32x20x11
1	600	105PHB600K2H	75	8.5	5.8	32x22x13
1	700	105PHB700K2H	105	12.5	4.4	32x33x18
1	850	105PHB850K2H	300	14	3.1	32x37x22
1	850	105PHB850K2J	200	13	3.9	42.5x28x17
1.5	250	155PHB250K2G	50	6.5	5.8	26.5x17x8.5
1.5	250	155PHB250K2H	40	6.5	6.8	32x20x11
1.5	330	155PHB330K2G	60	8	5.1	26.5x22x13
1.5	330	155PHB330K2H	45	7.5	5.8	32x20x11
1.5	400	155PHB400K2H	55	9	5	32x22x13
1.5	600	155PHB600K2H	75	11	4.4	32x28x14
1.5	700	155PHB700K2H	105	14	3.8	32x37x22
1.5	700	155PHB700K2J	70	12	5.3	42.5x28x17
1.5	850	155PHB850K2J	200	14	3.4	42.5x30x22
2	250	205PHB250K2G	50	7.5	5	26.5x20x11
2	250	205PHB250K2H	40	7	5.8	32x20x11
2	330	205PHB330K2H	45	8.5	5	32x22x13

Capacitance (µF)	WVDC	IC PART NUMBER	dv/dt (V/µs)	Maximum RMS Ripple Current (A) 100kHz, +70°C	Typical ESR mΩ 100kHz, +25°C	L x H x T (mm)
2	400	205PHB400K2H	55	10	4.4	32x24.5x15
2	600	205PHB600K2H	75	14	3.8	32x33x18
2	700	205PHB700K2H	105	14	3.3	32x37x22
2	700	205PHB700K2J	70	13	4.7	42.5x30x22
2	850	205PHB850K2J	200	14	2.9	42.5x37x28
2.2	250	225PHB250K2G	50	7.5	4.8	26.5x20x11
2.2	250	225PHB250K2H	40	7	5.5	32x20x11
2.2	330	225PHB330K2H	45	9	4.8	32x22x13
2.2	400	225PHB400K2H	55	10.5	4.2	32x24.5x15
2.2	600	225PHB600K2H	75	14	3.8	32x33x18
2.2	700	225PHB700K2J	70	12	4.4	42.5x30x22
2.2	850	225PHB850K2J	200	14	2.9	42.5x37x28
2.5	250	255PHB250K2H	40	8	5.1	32x20x11
2.5	330	255PHB330K2H	45	9.5	4.6	32x22x13
2.5	400	255PHB400K2H	55	10.5	4	32x24.5x15
2.5	850	255PHB850K2J	200	14	2.7	42.5x37x28
3	250	305PHB250K2H	40	9	4.5	32x22x13
3	330	305PHB330K2H	45	10.5	4.1	32x24.5x15
3	400	305PHB400K2H	55	14	3.4	32x33x18
3	600	305PHB600K2H	75	14	3.1	32x37x22
3	600	305PHB600K2J	55	14	4.1	42.5x30x22
3	700	305PHB700K2J	70	14	3.7	42.5x37x28
3	850	305PHB850K2J	200	14	2.4	42.5x45x30
3.3	250	335PHB250K2H	40	9.5	4.1	32x22x13
3.3	330	335PHB330K2H	45	10.5	3.9	32x24.5x15
3.3	400	335PHB400K2H	55	14	3.3	32x33x18
3.3	600	335PHB600K2H	75	14	3.1	32x37x22
3.3	600	335PHB600K2J	55	14	3.9	42.5x30x22
3.3	700	335PHB700K2J	70	14	3.6	42.5x37x28
3.3	850	335PHB850K2J	200	14	2.4	42.5x45x30
4	250	405PHB250K2H	40	10.5	3.6	32x22x13
4	400	405PHB400K2H	55	14	3	32x33x18
4	600	405PHB600K2J	55	14	3.4	42.5x37x28
4	700	405PHB700K2J	70	14	3.2	42.5x45x30
4	850	405PHB850K2R	110	14	3.2	57.5x45x30
4.7	250	475PHB250K2H	40	12	3.3	32x28x14
4.7	330	475PHB330K2H	45	14	3.2	32x33x18
4.7	400	475PHB400K2H	55	14	2.7	32x37x22
4.7	400	475PHB400K2J	40	13.5	3.7	42.5x28x17
4.7	600	475PHB600K2J	55	14	3.1	42.5x37x28
4.7	700	475PHB700K2J	70	14	3	42.5x45x30
4.7	850	475PHB850K2R	110	14	2.8	57.5x45x30
5	250	505PHB250K2H	40	12	3.2	32x28x14
5	330	505PHB330K2H	45	14	3.1	32x33x18
5	400	505PHB400K2H	55	14	2.7	32x37x22



## STANDARD PART LISTING

### 2 Lead Construction

Capacitance (μF)	WVDC	IC <sup>®</sup> PART NUMBER	dv/dt (V/μs)	Maximum RMS Ripple Current (A) 100kHz, +70°C	Typical ESR mΩ 100kHz, +25°C	L x H x T (mm)
5	400	505PHB400K2J	40	14	3.5	42.5x30x22
5	600	505PHB600K2J	55	14	3.1	42.5x37x28
5	700	505PHB700K2J	70	14	2.9	42.5x45x30
5.6	850	565PHB850K2R	110	14	2.6	57.5x50x35
6	700	605PHB700K2R	40	14	4.7	57.5x45x30
6	850	605PHB850K2R	110	14	2.4	57.5x50x35
6.8	250	685PHB250K2H	40	14	2.9	32x33x18
6.8	330	685PHB330K2H	45	14	2.7	32x37x22
6.8	330	685PHB330K2J	30	14	3.5	42.5x28x17
6.8	400	685PHB400K2J	40	14	3.1	42.5x30x22
6.8	600	685PHB600K2J	55	14	2.7	42.5x45x30
6.8	700	685PHB700K2R	40	14	4.5	57.5x45x30
8	700	805PHB700K2R	40	14	4.2	57.5x50x35
9	600	905PHB600K2J	55	14	2.5	42.5x45x30
9	700	905PHB700K2R	40	14	3.9	57.5x50x35
10	250	106PHB250K2H	40	14	2.4	32x33x18
10	250	106PHB250K2J	25	14	3.4	42.5x28x17
10	350	106PHB2350K2J	30	14	2.9	42.5x33x22
10	400	106PHB400K2J	40	14	2.6	42.5x37x28
10	600	106PHB600K2R	30	14	4.4	57.5x45x30

Capacitance (μF)	WVDC	IC <sup>®</sup> PART NUMBER	dv/dt (V/μs)	Maximum RMS Ripple Current (A) 100kHz, +70°C	Typical ESR mΩ 100kHz, +25°C	L x H x T (mm)
15	250	156PHB250K2J	25	14	2.9	42.5x30x22
15	330	156PHB330K2J	30	14	2.5	42.5x37x28
15	400	156PHB400K2J	40	14	2.3	42.5x45x30
15	600	156PHB600K2R	30	14	3.7	57.5x50x35
20	250	206PHB250K2J	25	14	2.6	42.5x37x28
20	330	206PHB330K2J	30	14	2.3	42.5x45x30
20	400	206PHB400K2R	20	14	3.5	57.5x45x30
22	250	226PHB250K2J	25	14	2.9	42.5x37x28
22	400	226PHB400K2R	20	14	3.4	57.5x50x35
25	250	256PHB250K2J	25	14	2.4	42.5x37x28
25	330	256PHB330K2R	17	14	3.4	57.5x45x30
25	400	256PHB400K2R	20	14	3.2	57.5x50x35
30	250	306PHB250K2J	25	14	2.3	42.5x45x30
30	330	306PHB330K2R	17	14	3.4	57.5x45x30
33	250	336PHB250K2J	25	14	2.3	42.5x45x30
33	330	336PHB330K2R	17	14	3.1	57.5x50x35
40	250	406PHB250K2R	15	14	3.1	57.5x45x30
40	330	406PHB330K2R	17	14	2.9	57.5x50x35
50	250	506PHB250K2R	15	14	2.9	57.5x50x35
60	250	606PHB250K2R	15	14	2.6	57.5x50x35

# PHB

+85°C Metallized  
Polypropylene Capacitor

## PHYSICAL DIMENSIONS

### 4 Lead Construction

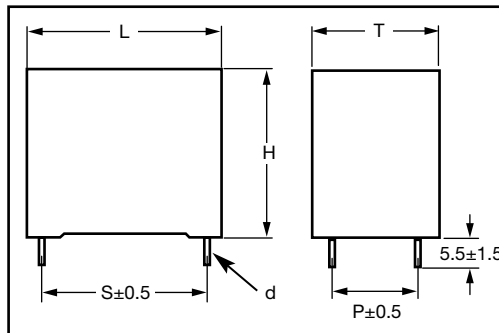
WVDC (VAC) μF	250 (160)		330 (200)		400 (250)		600 (330)		700 (400)		850 (450)	
0.68											32x33x18	5.1
1									32x33x18	10.2	32x37x22	10.2
1.5									32x37x22	10.2	42.5x30x22	10.2
2							32x33x18	10.2	32x37x22	10.2	42.5x37x28	10.2
2.2							32x33x18	10.2	42.5x30x22	10.2	42.5x37x28	10.2
2.5											42.5x37x28	20.3
3					32x33x18	5.1	32x37x22	10.2	42.5x37x28	10.2	42.5x45x30	20.3
3.3					32x33x18	5.1	32x37x22	10.2	42.5x37x28	20.3	42.5x45x30	20.3
4					32x33x18	10.2	42.5x37x28	10.2	42.5x45x30	20.3	57.5x45x30	20.3
4.7	32x28x14	5.1	32x33x18	5.1	32x37x22	10.2	42.5x37x28	10.2	42.5x45x30	20.3	57.5x45x30	20.3
5	32x28x14	5.1	32x33x18	5.1	32x37x22	10.2	42.5x37x28	10.2	42.5x45x30	20.3		
5.6											57.5x50x35	20.3
6					42.5x37x28	10.2			57.5x45x30	20.3	57.5x50x35	20.3
6.8	32x33x18	5.1	32x37x22	10.2					42.5x45x30	20.3	57.5x45x30	20.3
8									57.5x50x35	20.3		
9							42.5x45x30	20.3	57.5x50x35	20.3		
10	32x33x18	10.2			42.5x37x28	20.3	57.5x45x30	20.3				
15	42.5x37x28	10.2	42.5x45x30	20.3	57.5x50x35	20.3						
20	42.5x37x28	10.2	42.5x45x30	20.3	57.5x45x30	20.3						
22	42.5x37x28	10.2			57.5x50x35	20.3						
25	42.5x37x28	20.3	57.5x45x30	20.3	57.5x50x35	20.3						
30	42.5x45x30	20.3	57.5x45x30	20.3								
33	42.5x45x30	20.3	57.5x50x35	20.3								
40	57.5x45x30	20.3	57.5x50x35	20.3								
50	57.5x50x35	20.3										
60	57.5x50x35	20.3										
	LxHxT	P	LxHxT	P	LxHxT	P	LxHxT	P	LxHxT	P	LxHxT	P

Convert to inches, divide by 25.4

mm

### 4 Lead Construction

L	32	42.5	57
S	27.5	37.5	52.5
d	1.2	1.2	1.2



## STANDARD PART LISTING

### 4 Lead Construction

Capacitance (µF)	WVDC	IC <sup>®</sup> PART NUMBER	dv/dt (V/µs)	Maximum RMS Ripple Current (A) 100kHz, +70°C	Typical ESR mΩ 100kHz, +25°C	L x H x T (mm)
0.68	850	684PHB850K4H	300	16	3.1	32x33x18
1	700	105PHB700K4H	105	15	3.7	32x33x18
1	850	105PHB850K4H	300	20	2.4	32x37x22
1.5	700	155PHB700K4H	105	18	3.1	32x37x22
1.5	850	155PHB850K4H	200	17.5	2.7	42.5x30x22
2	600	205PHB600K4H	75	16.5	3.2	32x33x18
2	700	205PHB700K4H	105	19.5	2.6	32x37x22
2	850	205PHB850K4J	200	22.5	2.2	42.5x37x28
2.2	600	225PHB600K4H	75	16.5	3.1	32x33x18
2.2	700	225PHB700K4J	70	15.5	3.8	42.5x30x22
2.2	850	225PHB850K4J	200	22.5	2.2	42.5x37x28
2.5	850	255PHB850K4J	200	23.5	2	42.5x37x28
3	400	305PHB400K4H	55	17.1	2.7	32x33x18
3	600	305PHB600K4H	75	20.5	2.4	32x37x22
3	700	305PHB700K4J	70	20	3.1	42.5x37x28
3	850	305PHB850K4J	200	26	1.8	42.5x45x30
3.3	400	335PHB400K4H	55	17.5	2.6	32x33x18
3.3	600	335PHB600K4H	75	20.5	2.4	32x37x22
3.3	700	335PHB700K4J	70	20.5	3	42.5x37x28
3.3	850	335PHB850K4J	200	26	1.8	42.5x45x30
4	400	405PHB400K4H	55	18.5	2.3	32x33x18
4	600	405PHB600K4J	55	21	2.7	42.5x37x28
4	700	405PHB700K4J	70	22.5	2.6	42.5x45x30
4	850	405PHB850K4R	110	25.5	2.5	57.5x45x30
4.7	250	475PHB250K4H	40	15	2.6	32x28x14
4.7	330	475PHB330K4H	45	17	2.6	32x33x18
4.7	400	475PHB400K4H	55	21	2.1	32x37x22
4.7	600	475PHB600K4J	55	22	2.5	42.5x37x28
4.7	700	475PHB700K4J	70	24	2.4	42.5x45x30
4.7	850	475PHB850K4R	110	26	2.1	57.5x45x30
5	250	505PHB250K4H	40	15	2.5	32x28x14
5	330	505PHB330K4H	45	17.5	2.5	32x33x18
5	400	505PHB400K4H	55	21.5	2.1	32x37x22
5	600	505PHB600K4J	55	22	2.5	42.5x37x28
5	700	505PHB700K4J	70	25	2.3	42.5x45x30

Capacitance (µF)	WVDC	IC <sup>®</sup> PART NUMBER	dv/dt (V/µs)	Maximum RMS Ripple Current (A) 100kHz, +70°C	Typical ESR mΩ 100kHz, +25°C	L x H x T (mm)
5.6	850	565PHB850K4R	110	26	1.9	57.5x50x35
6	700	605PHB700K4R	40	20.5	4.1	57.5x45x30
6	850	605PHB850K4R	110	26	1.8	57.5x50x35
6.8	250	685PHB250K4H	40	18	2.2	32x33x18
6.8	330	685PHB330K4H	45	21	2.1	32x37x22
6.8	400	685PHB400K4J	40	22	2.4	42.5x37x28
6.8	600	685PHB600K4J	55	25	2.1	42.5x45x30
6.8	700	685PHB700K4R	40	21.5	3.9	57.5x45x30
8	700	805PHB700K4R	40	23.6	3.6	57.5x50x35
9	600	905PHB600K4J	55	26	1.9	42.5x45x30
9	700	905PHB700K4R	40	25	3.3	57.5x50x35
10	250	106PHB250K4H	40	20.5	1.7	32x33x18
10	330	106PHB330K4J	30	19.5	2.3	42.5x33.5x22
10	400	106PHB400K4J	40	24	2	42.5x37x28
10	600	106PHB600K4R	30	22	3.7	57.5x45x30
15	250	156PHB250K4J	25	19.5	2.2	42.5x30x22
15	330	156PHB330K4J	30	24	1.9	42.5x37x28
15	400	156PHB400K4J	40	26	1.7	42.5x45x30
15	600	156PHB600K4R	30	25	3.1	57.5x50x35
20	250	206PHB250K4J	25	24	1.9	42.5x37x28
20	330	206PHB330K4J	30	26	1.8	42.5x45x30
20	400	206PHB400K4R	20	24.5	2.9	57.5x45x30
22	250	226PHB250K4J	25	25	1.9	42.5x37x28
22	400	226PHB400K4R	20	26	2.8	57.5x50x35
25	250	256PHB250K4J	25	26	1.8	42.5x37x28
25	330	256PHB330K4R	17	23	2.8	57.5x45x30
25	400	256PHB400K4R	20	26	2.6	57.5x50x35
30	250	306PHB250K4J	25	26	1.7	42.5x45x30
30	330	306PHB330K4R	17	24.5	2.6	57.5x45x30
33	250	336PHB250K4J	25	26	1.7	42.5x45x30
33	330	336PHB330K4R	17	26	2.5	57.5x50x35
40	250	406PHB250K4R	15	26	2.5	57.5x45x30
40	330	406PHB330K4R	17	26	2.3	57.5x50x35
50	250	506PHB250K4R	15	26	2.3	57.5x50x35
60	250	606PHB250K4R	15	26	2	57.5x50x35

# PHB

+85°C Metallized  
Polypropylene Capacitor

## PHYSICAL DIMENSIONS

### 6 Lead Construction

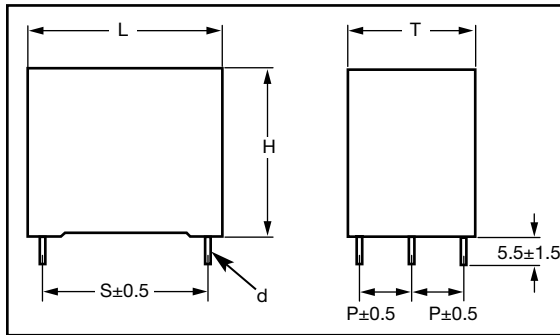
WVDC (VAC) μF	250 (160)		330 (200)		400 (250)		600 (330)		700 (400)		850 (450)	
	LxHxT	P	LxHxT	P	LxHxT	P	LxHxT	P	LxHxT	P	LxHxT	P
3											42.5x45x30	10.2
3.3											42.5x45x30	10.2
5.6											57.5x50x30	10.2
6											57.5x50x30	10.2
9							42.5x45x30	10.2				
15					42.5x45x30	10.2	57.5x50x35	10.2				
30	42.5x45x30	10.2	57.5x45x30	10.2	57.5x45x30	10.2						
33	42.5x45x30	10.2			57.5x50x35	10.2						
40			57.5x50x35	10.2								
50	57.5x50x35	10.2										
60	57.5x50x35	10.2										

Convert to inches, divide by 25.4

mm

### 6 Lead Construction

L	42.5	57.5
S	37.5	52.5
d	1.2	1.2



### 6 Lead Construction

Capacitance (μF)	WVDC	IC PART NUMBER	dv/dt (V/μs)	Maximum RMS Ripple Current (A) 100kHz, +70°C	Typical ESR mΩ 100kHz, +25°C	L x H x T (mm)
3	850	305PHB850K6J	200	28.5	1.7	42.5x45x30
3.3	850	335PHB850K6J	200	29	1.7	42.5x45x30
5.6	850	565PHB850K6R	110	32.5	1.8	57.5x50x30
6	850	605PHB850K6R	110	33	1.7	57.5x50x30
9	600	905PHB600K6J	55	27.5	1.8	42.5x45x30
15	400	156PHB400K6J	40	28.5	1.6	42.5x45x30
15	600	156PHB600K6R	30	26.5	3	57.5x50x35
22	400	226PHB400K6R	20	27.5	2.7	57.5x50x35

Capacitance (μF)	WVDC	IC PART NUMBER	dv/dt (V/μs)	Maximum RMS Ripple Current (A) 100kHz, +70°C	Typical ESR mΩ 100kHz, +25°C	L x H x T (mm)
25	400	256PHB400K6R	20	28.5	2.5	57.5x50x35
30	250	306PHB250K6J	25	28	1.6	42.5x45x30
33	250	336PHB250K6J	25	28.5	1.6	42.5x45x30
33	330	336PHB330K6R	17	28	2.3	57.5x50x35
40	330	406PHB330K6R	17	31	2.1	57.5x50x35
50	250	506PHB250K6R	15	30	2.1	57.5x50x35
60	250	606PHB250K6R	15	32	1.8	57.5x50x35