


# JZM

## +105°C Low ESR Low Impedance Aluminium Electrolytic Capacitors



### FEATURES

- Very Low ESR
- High Frequency

- Very High Ripple Current
- Lead Free Leads

### SPECIFICATIONS

Capacitance Tolerance		± 20% at 120Hz, 20°C								
Operating Temperature Range		-40°C to +105°C								
Surge Voltage	WVDC	6.3	10	16	25					
	SVDC	7.9	13	20	32					
Dissipation Factor 120Hz, 25°C	WVDC	6.3	10	16	25					
	tan δ	.22	.19	.16	.16					
Note: For above D.F. specifications, add .02 for every 1,000 µf above 1,000 µf										
Leakage Current	WVDC	≤ 25 WVDC								
	Time	2 minute								
	.03CV or 3µA whichever is greater									
Impedance Ratio (Max.) @120Hz	-25°C/20°C	2	2	2	2					
	-40°C/20°C	3	3	3	3					
Load Life	2,000 hours at +105°C with rated voltage and rated ripple current									
	Capacitance change Dissipation factor Leakage current				≤ 25% of initial measured value ≤ 200% of initial specified value ≤ 100% initial specified value					
Shelf Life	1,000 hours at +105°C with no applied voltage									
	Capacitance change Dissipation factor Leakage current				≤ 25% of initial measured value ≤ 200% of initial specified value ≤ 100% initial specified value					
Ripple Current Multipliers	Frequency (Hz)				Temperature (°C)					
	120	1K	10K	≥100K	+105	+85	≤65			
	0.5	0.8	0.9	1.0	1.0	1.7	2.1			

### SPECIAL ORDER OPTIONS

(See pages 33 thru 37)

- Special tolerances: ±10% (K), -10% + 30% (Q)
- Epoxy end sealed
- Ammo Pack
- Mylar Sleeve
- Cut, Formed, Cut & Formed Leads

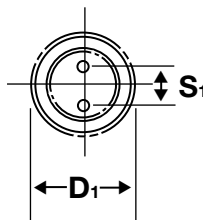
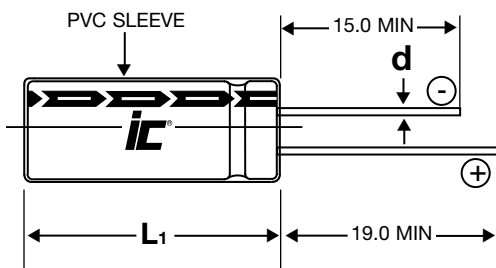


## PHYSICAL DIMENSIONS

WVDC (µF) (SV)	6.3 (7.9)	10 (13)	16 (20)	25 (32)
470			8x11.5	10x16
680		8x14	10x12.5 8x16	
820	8x16			
1,000		10x12.5 8x16	10x16 8x20	
1,200	8x16			
1,500	10x12.5	10x16 8x20	10x20	
1,800	10x16	10x20	10x23	
2,200	10x20	10x23		
3,300	10x23			
3,900	10x26			
4,700	12.5x26			

Convert to inches, divide by 25.4

DxL(mm)



LEAD INFORMATION V.S. CASE DIAMETER

D	8.0	10.0	12.5
d	0.6	0.6	0.6
S	3.5	5.0	5.0

L<sub>1</sub>=L + 1.5 Max.  
D<sub>1</sub>=D + 0.5 mm Max.  
S<sub>1</sub>=S ± 0.5 mm Max.

NOTE: Case Vent is standard on all diameter ≥8.0mm

## STANDARD PART LISTING

Capacitance (µF)	WVDC	ic PART NUMBER	Maximum ESR Ω 120Hz, +25°C	Maximum ESR Ω 100kHz 25°C	Maximum RMS Ripple Current (mA) +105°C 100kHz	Dimensions DxL (mm)
470	16	477JZM016M	0.564	0.036	1100	8x11.5
470	25	477JZM025M	0.564	0.019	2030	10x16
680	10	687JZM010M	0.463	0.036	1200	8x14
680	16	687JZM016MLN	0.390	0.028	1530	10x12.5
680	16	687JZM016M	0.390	0.028	1530	8x16
820	6.3	827JZM6R3M	0.445	0.036	1160	8x11.5
1000	10	108JZM010MLN	0.315	0.028	1570	10x12.5
1000	10	108JZM010M	0.315	0.028	1540	8x16
1000	16	108JZM016MLJ	0.265	0.019	2060	10x16
1000	16	108JZM016M	0.265	0.019	2050	8x20
1200	6.3	128JZM6R3M	0.304	0.028	1630	8x16
1500	6.3	158JZM6R3M	0.265	0.020	1640	10x12.5

Capacitance (µF)	WVDC	ic PART NUMBER	Maximum ESR Ω 120Hz, +25°C	Maximum ESR Ω 100kHz 25°C	Maximum RMS Ripple Current (mA) +105°C 100kHz	Dimensions DxL (mm)
1500	10	158JZM010MLQ	0.232	0.019	2040	10x16
1500	10	158JZM010M	0.232	0.019	1990	8x20
1500	16	158JZM016M	0.232	0.013	2640	10x20
1800	6.3	188JZM6R3M	0.221	0.018	1990	10x16
1800	10	188JZM010M	0.193	0.013	2470	10x20
1800	16	188JZM016M	0.166	0.012	3080	10x23
2200	6.3	228JZM6R3M	0.196	0.015	2350	10x20
2200	10	228JZM010M	0.173	0.012	2780	10x23
3300	6.3	338JZM6R3M	0.141	0.012	2890	10x23
3900	6.3	398JZM6R3M	0.119	0.012	3230	10x26
4700	6.3	478JZM6R3M	0.106	0.014	3810	12.5x26